

# BRICKSCollection

VICTORIA // APRIL 2016

**PGH** BRICKS & PAVERS™





# CONTENTS

Why bricks?	4
How to choose a brick	6
How can we help?	8

**PREMIUM COLLECTION**

Dry-Pressed	10
Dry-Pressed Splits	11
Sandstocks	12
Sandstocks Splits	15
Altitude	16
Metallic	18
Smooth	20
Velour	21
Nuvo	22
Connoisseur	22
Aspire®	23
Elan®	24
Estate®	25

**CLASSIC COLLECTION**

Originals	26
Horizon®	28

**PREMIUM FEATURE**

Vibrant	30
Academy	31
Urban Metal	32
Seascape	33
Cultured Stone®	34

Product Matrix	36
Brick Tips & Facts	38
Contacts	39



In May 2015, CSR Limited and Boral Limited formed a joint venture, Boral CSR Bricks Pty Ltd, which combined their brick operations along the east coast of Australia.

This partnership brings together the best of Boral and CSR's brick offering under the one brand of PGH Bricks & Pavers™. The combined expertise of this new entity means PGH Bricks & Pavers™ really understand bricks.

The PGH™ name first came about in 1958 when the building industry companies established by the founding fathers of Maxwell Porter and David Galbraith, incorporated in 1899 and 1949 respectively, merged with Hanson Consolidated industries.

Today, PGH Bricks & Pavers™ is a disciplined clay brick & pavers business servicing the east coast of Australia, with a focus on offering customers the broadest, most colourful range of quality clay bricks and pavers and a commitment to service excellence.

See [www.pghbricks.com.au](http://www.pghbricks.com.au) for more information.



Founded in Australia in 1946, Boral is an international building products and construction materials group, headquartered in Sydney.

With leading positions in Australia, Asia and the USA, Boral produces and distributes a broad range of construction materials and products, including quarry products, cement, fly ash, pre-mix concrete, asphalt, clay bricks, clay and concrete roof tiles, concrete masonry products, plasterboard & ceilings, and timber products.

With A\$4.4 billion worth of sales, Boral has over 12,000 employees working across over 560 operating sites.

Boral Limited first entered the brick industry in the late 60's, and since that time have expanded to become one of the largest producers of clay bricks & pavers in Australia and in the USA. On the east coast of Australia, five brick plants located in Victoria, New South Wales and Queensland now form part of Boral CSR Bricks.

See [www.boral.com.au](http://www.boral.com.au) for more information.



Established in Australia in 1855, CSR Limited is the name behind some of Australia & NZ's most trusted brand names in the building industry, including Gyprock™ plasterboard, Bradford™ insulation, Monier™ roof tiles and Viridian™ glass.

Through investment in research, product development and innovation, CSR Limited has an ongoing commitment to the building and construction industries in Australia and New Zealand, catering to all sectors.

CSR is one of Australia's oldest companies and today has revenues over \$2.0 billion and is part of the ASX100 with over 3,000 employees across Australia and New Zealand.

CSR first entered into the brick industry in the 1989 with the part acquisition of PGH Bricks & Pavers™, which is now part of Boral CSR Bricks. With manufacturing capacity in South Australia, New South Wales and Queensland, PGH™ Bricks offers customers a wide range in brick choice.

See [www.csr.com.au](http://www.csr.com.au) for more information.

Cover images:  
Top - Nuvo: Domino  
Bottom left - Smooth: Pearl Grey  
Bottom right - Dry-Pressed: Mowbray Blue



# WHY BRICKS?



### Solid Investment

Building with bricks equals fewer upfront costs and virtually no ongoing maintenance costs, as well as energy bill savings. When it's time to sell, brick rates well because it's trusted over newer cladding materials that haven't stood the test of time.



### Energy Efficient

Brick insulates in a way most materials do not. By following good design principles and combining bricks with insulation, your home will keep warm in winter and cool in summer, so you'll love coming home.



### Creative Colour & Choice

With our diverse range of sizes, shapes and textures, and over 100 colours, we have a brick to meet your needs. With smart design, blending of brick types and diverse bricklaying techniques, the options with bricks are truly endless.



### Strong & Safe

Bricks are permanent. They're weather and age proof. Bricks don't get tired like man-made materials. They won't twist or warp, rot or decay, erode or dent. They are resistant to the extremes of the Australian climate and being non-combustible, they don't assist the spread of fire.



### Low Maintenance

Bricks require virtually no upkeep or repairs, avoiding ongoing costs. Unlike other products, the colour is baked into the product so it lasts for a lifetime. Remember, render will need to be repainted over time, an important fact to consider when looking at the 'whole-of-life' cost of your home.



### Sound Reduction

The density of brick makes for a quiet home, with dramatically reduced external sound, such as aircraft, road traffic and noisy neighbours. Brick can also reduce noise transfer within the home when used on internal walls.



Metallic: Pewter



# HOW TO CHOOSE A BRICK

Bricks are strong, durable and a popular choice for new home builders and renovators. However, with a broad range of great options available, choosing bricks may seem overwhelming!

Here are some tips to guide you through the process.

## 1. RESEARCH THE STYLE OF THE HOUSE

A brick's colour, shape, size and texture will influence the overall look and feel of your house, so make sure you choose a brick that suits the design of your home. It's worth gathering ideas from the internet, display homes, websites and magazines and PGH™ Selection Centre Colour Consultants. When renovating, consider how new bricks will appear alongside existing materials. There are many options and combinations to choose from to achieve your design vision.

## 2. CONSIDER YOUR LOCATION

Bricks are graded to suit different environmental conditions. The location of your home will determine which grade you need. If you live near the coast or have high-saline soil, you may benefit from exposure grade bricks (EXP)\*, they have heightened resistance to salt attack.

General purpose (GP) grade bricks are suited to all other building types and locations.

\*(EXP) bricks are recommended for homes located up to one kilometre from a surf coast or 100 metres from a non-surf coast.

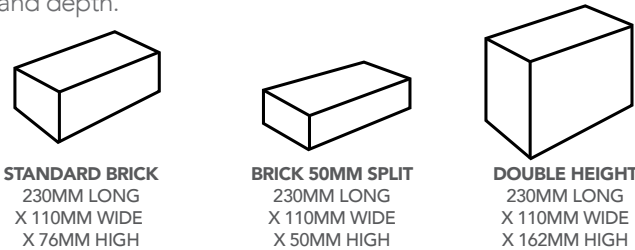
## 3. ACHIEVE THE DESIRED LOOK THROUGH COLOUR, TEXTURE & SIZE

### Add character with texture

Brick texture can add character, charm and individuality to a home. Brick textures can vary, from a smooth finish, which has a consistent surface appearance and straight edges, to torn textures with a dragged or ripped appearance across the face for a weathered look. You can even get glazed bricks that have a shiny ceramic tile look for feature walls or beautiful sandstock bricks that give your home an authentic raw beauty that no other material can achieve.

### Create visual interest with size

Bricks are available in a range of dimensions. Decisions about size may depend on a range of factors, from the proportions of the house to the purpose of the bricks. Bricks are often used for decorative applications, such as features walls, window sills and fire places. Different sizes and shapes can be combined to create visual interest and depth.



Metallic: Blue Steel Flash  
Vibrant: Rhapsody  
Academy: Quantum  
Dry-Pressed: Mowbray Blue

## 4. PUTTING IT ALL TOGETHER

### Don't forget the details

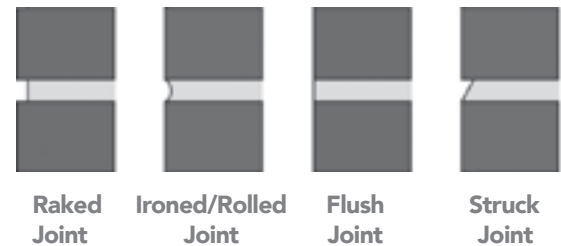
When it comes to mortar (what binds bricks together) you need to consider the colour and finish, as both will have a striking impact on the look of your bricks.

An off-white mortar between darker coloured bricks will add contrast and highlight the shape of each brick. Whereas matching mortar to brick will soften the brickwork. Be mindful, mortar colours can vary depending on the sand and/or cement source.

Common Mortar Colours:

- Natural or grey
- White or off white
- Cream or buff

With the mortar joint finish, you can choose raked, ironed, flush or struck, depending on whether you want to hero or soften the brick work. For instance, a Raked Joint will create shadowing for contrast and interest. A Flush Joint will minimise shadow and create a flat look.



### Laying it all together: Bond Pattern

A bond is the pattern in which bricks are laid. The most common bond is Stretcher Bond which consists of courses of full bricks where every course is offset half a brick from the course below. Stacked and Flemish are also popular and achieve an alternative look.



Stretcher Bond



Stacked Bond



Flemish Bond



## HOW CAN WE HELP?

We know that building and renovating can be a confusing and stressful experience. We want to ensure your experience is an enjoyable one, so we've provided a range of tools to help you along the journey.

### THE PGH™ WEBSITE - YOUR ONE STOP SHOP FOR INFORMATION AND INSPIRATION

The PGH™ website aims to educate, inspire and inform. Learn why bricks are a brilliant building material, get information on brick trends, be inspired by our photo gallery and see our extensive collection.

Visit our website [www.pghbricks.com.au](http://www.pghbricks.com.au)



### VISUALISE YOUR DREAM SCHEME WITH COLOURTOUCH

ColourTouch enables you to mix and match PGH™ bricks and pavers with roof tiles and trims to create a conceptual exterior of your dream home. It's a great place to start when visualising what colours and textures work well together. Use our predefined colour schemes or create your own.

Log onto [www.colourtouch.com.au](http://www.colourtouch.com.au) today to discover a world of possibility.



### SEEING IS BELIEVING AT PGH™ SELECTION CENTRES

When you visit our Selection Centres, one of our Colour Consultants will be able to assist you through your brick selection process. Given your facade is made up of 60% bricks, 30% roof and 10% gutter, we want to ensure you achieve the look you're after. We even have specially designed selection tools to make the selection of your whole exterior scheme easier.

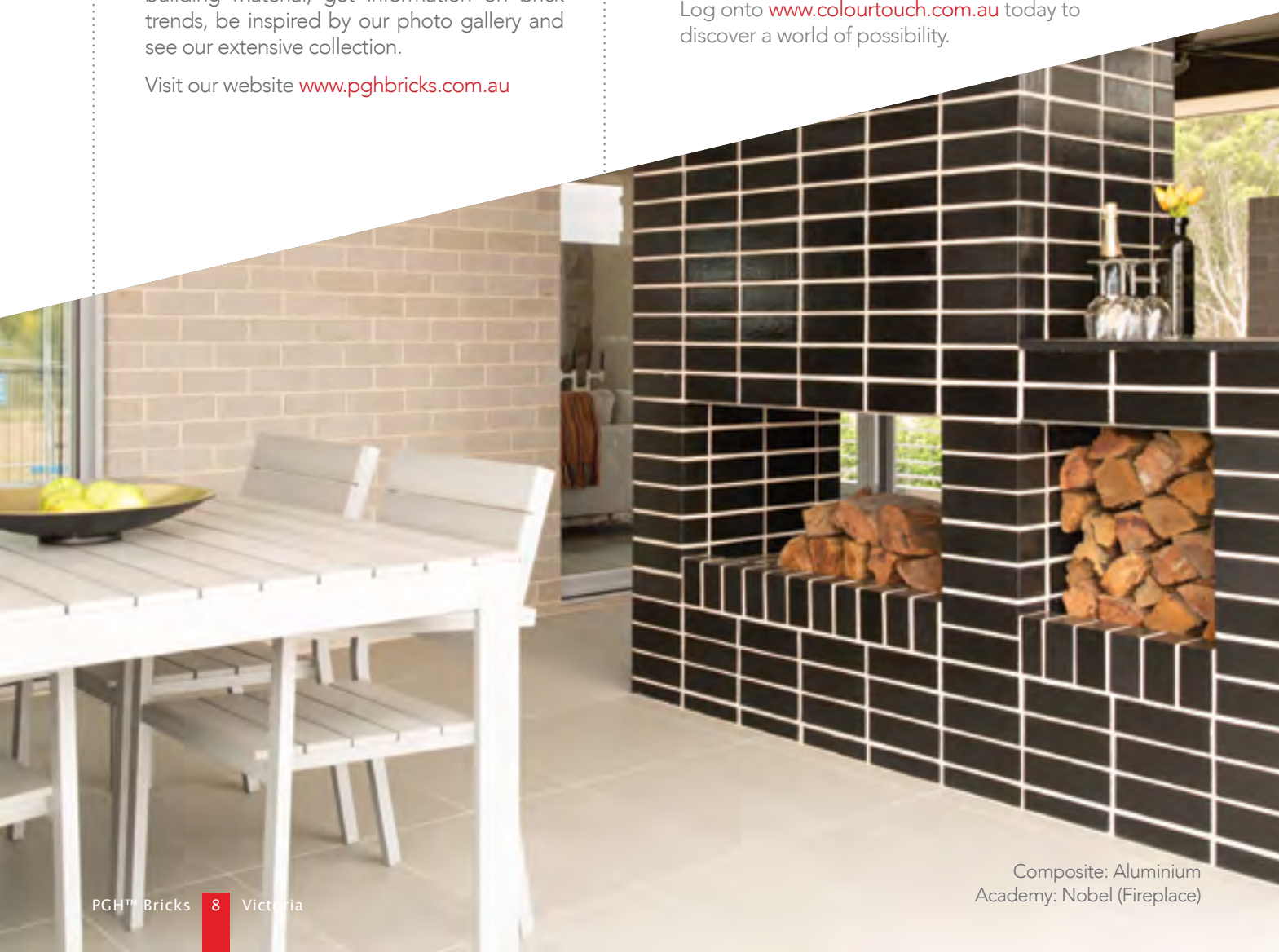
There is nothing like seeing colours and textures in real life. We have an array of bricks and pavers on display in our centres. When you've decided on your preferred brick, samples are available to show your family and friends.

### TECHNICAL KNOW HOW

Need some more technical help?

**Simply call 13 15 79** and we can direct you to any number of experts within PGH™.

Our team have literally hundreds of years of collective brick experience, so no matter the question, we will have someone to assist.



Composite: Aluminium Academy: Nobel (Fireplace)



## DRY-PRESSED

Dry-Pressed bricks are for those that appreciate the craftsmanship of traditional bricks. It's the unique way our Dry-Pressed bricks are made that makes these premium bricks so special.

Under high compression, dry clay is pressed into individual moulds, which creates a solid brick with sharp, clean edges. Firing in boutique batch kilns enables us to make a wide variety of crisp colours from deep, dark blues to light creams. These bricks can be used to create modern showpieces in residential or commercial properties, or to match existing brickwork.



WOLVERTON CREAM 



HAWKESBURY BRONZE 



LIVINGSTON GOLD 



MCGARVIE RED 



MACARTHUR MIX 



BELGENNY BROWN 



GLEDSDOOD BLEND 



MOWBRAY BLUE 

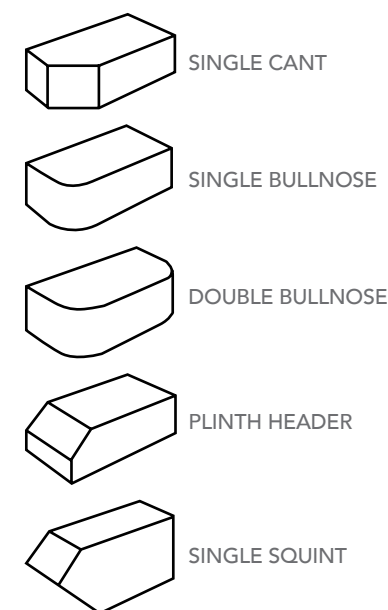


MEGALONG VALLEY GREY 



Dry-Pressed: Mowbray Blue

## DRY-PRESSED SPLITS



We offer Dry-Pressed bricks in 50mm splits delivering a very distinguished look, as well as numerous shapes which are popular for multiple projects like archways, fireplaces, window frames and bond patterns.

For Splits and Shapes - minimum order quantities and lead times apply. To view visit our website [pghbricks.com.au](http://pghbricks.com.au)



GLEDSDOOD BLEND SPLITS 



MOWBRAY BLUE SPLITS 

Dry-Pressed bricks consist of one stretcher face and one header fit for purpose.



# SANDSTOCKS



Sandstocks: Balmain

Our Sandstock bricks honour an important part of our history, the traditional method of brick making. Only a handful of companies still make these 'convict bricks'.

Wet clay is dropped into large sawdust-lined moulds to produce solid bricks with rough and irregular textures and shapes, giving them their beautiful hand-made appearance. Fired in intermittent batch kilns, we can alternate the temperature to produce a variety of colours and tones, reminiscent of old downdraught wood or coal-fired kilns.

PGH™ Sandstock bricks are timeless, and deliver a statement of tradition and authenticity. They are suitable across a variety of building designs, ranging from contemporary prestige homes to those requiring an authentic, colonial period look.



VAN GOGH



CHATSWOOD



BALMORAL



NEWPORT BLEND



BALMAIN



CADMAN



JACKSON



NORTHBRIDGE



CASTLEMAINE



MITCHELL BLEND



HOMESTEAD BLEND



CHISHOLM

Flashing (dark markings) is a common feature with this collection. The dimensional category for Sandstocks is DW0, which has no size tolerance. This means a Sandstock can vary in size, which is different from a standard category brick size tolerance that falls under DW1 or DW2.





Sandstocks Splits: Greenway


PREMIUM COLLECTION

SANDSTOCKS CONT.



ENDEAVOUR 



BLACKETT 

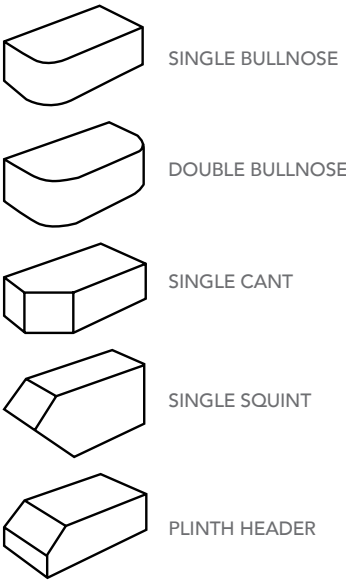


LAWSON BLEND 



GREENWAY 

Flashing (dark markings) is a common feature with this collection. The dimensional category for Sandstocks is DW0, which has no size tolerance. This means a Sandstock can vary in size, which is different from a standard category brick size tolerance that falls under DW1 or DW2.




SANDSTOCKS SPLITS

These versatile 50mm bricks can be used on the interior or exterior of a building. A popular choice for American and European inspired designs, the narrow profile creates a distinguished look.

Sandstock shapes are also available for more design options. Minimum order quantities and lead time apply. Visit our website to view more [pghbricks.com.au](http://pghbricks.com.au)



VAN GOGH 




CHISHOLM 



NORTHBRIDGE 



GREENWAY 



# ALTITUDE

A semi-glazed premium range with strong base colours and sharp edges in a stunning range of colours.



EVEREST



OLYMPUS



APOLLO



For the best look we recommend ironed mortar joints for this collection.



Altitude: Apollo




Altitude: Olympus




# METALLIC

With a reflective metallic sheen, this range offers a very stylish finish.



NICKEL FLASH 



PLATINUM 



BLUE STEEL FLASH 



PEWTER 



RAVEN 



Metallic: Blue Steel Flash





Velour: Oak

## VELOUR

This range has a suite of products to choose from, with a mixture of whites, smokey greys, light browns, dark browns and creams delivering a modern look. They can be colour matched with bricks from the Smooth range to achieve tone and textural variation.


### PREMIUM COLLECTION

## SMOOTH

With clean lines, a smooth finish and unique contemporary colours, these bricks (formerly Escura Smooth) deliver a modern, premium finish. They can be coloured matched with bricks from the Velour range to achieve tone and textural variation.



TAUPE GREY 



FLAME RED 



CHOC FUDGE 



DOVER 



TAUPE GREY 



MALT 



OAK 



CHOC FUDGE 



DARK RYE 



# NUVO

Stunning premium bricks in a choice of rich dark burgundy or black.



BLACK ASH



DOMINO



# CONNOISSEUR

Choose from dark charcoaled liquorice or deep aubergine - perfect for premium designs.



LIQUORICE



AUBERGINE



Nuvo: Domino

# ASPIRE®

A very contemporary colour choice with a unique lightly sanded surface.



MIST



STORM



MANGROVE






# ELAN®

Elan offers a full suite of elegant, formal bricks. From creams to dark brown greys, this range with its subtle textures is the perfect upgrade for a new home or commercial project.




LA MESA 



GREY NUANCE 



GLENFERN 



ROUGE 



BARWON\* 



LABASSA 



CLEVELAND 

\*Also available in 50mm splits. These are made to order.

# ESTATE®

The Estate range offers a truly Victorian look and feel to any home. With a uniquely 'aged' look, these bricks can be used on both inner city colonial renovations and modern Victorian homes. An ideal choice for redevelopments around older areas of Melbourne.



HARTLANDS 



EAGLEMONT\* 

\*Also available in 50mm splits. These are made to order.



Estate: Eaglemont



# ORIGINALS

The Originals range offers a staple of tans and browns with a blended mottled texture.



COBBLESTONE



EXP



HARVEST GOLD



EXP



BLUESTONE



EXP



CASTILLO



EXP



GRAMPIAN BLUE



EXP



CANYON



EXP



Originals: Grampian Blue



# HORIZON®

This range is a popular choice with classic colours and a variety of styles - there is sure be a brick to suit.



TANAMI



WINDORAH



HEATHWOOD



BROWN TERRAIN



BRUSHWOOD



KURRAJONG




MERBAU



MOCHA



GYPSY ROSE



JARRAH



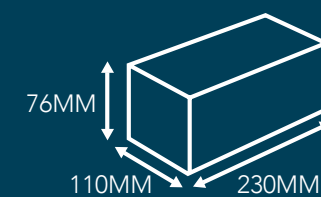
Some products have flashings (dark markings) as part of their feature.

## PREMIUM FEATURE

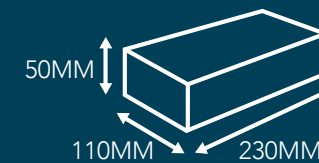
### GLAZED BRICKS

A highly specialised manufacturing process is what makes our premium glazed bricks so visually appealing. They are available in an impressive range of contemporary colours, from black to bright watermelon, even a lovely reflective metallic finish. They create a very unique, impactful look and with a highly durable colour, they're perfect for internal or external feature walls.

### GLAZED BRICKS ARE AVAILABLE IN TWO HEIGHT OPTIONS & SHAPES



STANDARD BRICK



50MM SPLIT  
BRICK



SINGLE BULLNOSE



DOUBLE BULLNOSE

Visit the website to see more available shapes.  
[pghbricks.com.au](http://pghbricks.com.au)

Urban Metal: Silver Spark



# VIBRANT

This range offers a bold colour palette of glazed bricks with striking reds, yellows, greens and much more. These bricks have an excess of personality, and can be used both indoors and outdoors. When used indoors these bricks can be laid on a thin mortar bed to achieve the look of tiles with the benefits of brick.

They make an impressive statement and are perfect for high-end architectural projects and feature walls, or even kitchen splash backs.

Also available in 50mm splits and shapes.



FIZZ 



TANGO 



PARIS 



COSMIC 




WATERMELON 



WASABI 



RHAPSODY 

Glazed bricks are glazed on one stretcher face only. Single and double headers are available separately and need to be specified per project. Glazed shapes are available for more design possibilities. To view, visit our website [pghbricks.com.au](http://pghbricks.com.au). Minimum order quantities and lead times may apply. It is recommended that round ironed mortar joints be used when laying glazed bricks to protect the brick edges. Splits are made to order. We recommend hand cleaning for this range.



Vibrant: Wasabi

Academy: Nobel


# ACADEMY

The Academy range offers a strong dark palette of glazed bricks with dark blues and true blacks. These bricks have the unique timeless feel of tiles, and can be used both indoors and outdoors.

Also available in 50mm splits and shapes.



QUANTUM 




ALUMNI 



OSCAR 



JULLIARD 



NOBEL 



# URBAN METAL


These bricks are truly unique in Australia. They offer a cutting edge metallic tone and reflection.


Also available in 50mm splits and shapes.



COPPER LUSTRE 



BRONZE SHEEN 



SILVER SPARK 



ZINC SHIMMER 



Urban Metal: Bronze Sheen

Seascape: Collection

Glazed bricks are glazed on one stretcher face only. Single and double headers are available separately and need to be specified per project. Glazed shapes are available for more design possibilities. To view, visit our website [pghbricks.com.au](http://pghbricks.com.au). Minimum order quantities and lead times may apply. It is recommended that round-ironed mortar joints be used when laying glazed bricks to protect the brick edges. Splits are made to order. We recommend hand cleaning for this range.

# SEASCAPE

With soft and cool tones of blue, grey, white and brown, this range offers a unique colour palette.

Also available in 50mm splits and shapes.



SEA SALT 



PUMICE 



LAGOON 



DUSK 





# Cultured Stone®

by Boral

Cultured Stone cladding comes in a wide variety of shapes, colours, sizes and textures to satisfy the most exacting tastes. Each texture is cast in the mould of a natural stone, and meticulously hand coloured to give it a visual authenticity that can't be matched. Whether a project is interior or exterior, commercial or residential, there's a Cultured Stone cladding solution perfect for the job.



## COUNTRY LEDGESTONE

The extensive palette of installer-friendly Country Ledgestone stone cladding differentiates one ledgestone from another. It also provides a more subtle blend of colour. For a bolder, more random look, pair with Dressed Fieldstone stone cladding in matching or complementary colours.


Shown: Wolf Creek Country Ledgestone



## DRESSED FIELDSTONE

The rugged look of Dressed Fieldstone stone cladding complements any natural environment. Its rich texture and range of colour enhance a multitude of architectural designs.

Shown: Aspen Dressed Fieldstone



## PROFIT™ ALPINE LEDGESTONE

Pro-Fit™ Alpine Ledgestone stone cladding provides a rustic outdoor look that's easy to install. This precise, rugged ledgestone texture provides colour and shadow creation for a variety of design opportunities.


Shown: Black Mountain Pro-Fit™ Alpine Ledgestone



## SOUTHERN LEDGESTONE

Southern Ledgestone stone cladding offers a rugged and informal appeal with its rough texture and deliberate irregularity. Tight-fitted or mortared, Southern Ledgestone can be used to achieve a number of unique looks.

Shown: Aspen Southern Ledgestone



## PROFIT™ LEDGESTONE

Pro-Fit™ Ledgestone stone cladding is a practical way to achieve a custom look. Small-scale, low-relief stone claddings are meticulously bundled together to form modular components of equal heights. The component pieces feature a patented interlocking mortar groove for a secure adhesion without grouted joints.

Shown: Shale Pro-Fit™ Ledgestone



## COBBLEFIELD™

The distinctive look of Cobblefield™ stone cladding is at home in residential or commercial settings.

Shown: Texas Cream Cobblefield



## CORAL STONE

The delicate fossil patterns and unique surface characteristics of Coral Stone cladding complement contemporary architecture and design beautifully. It can be installed as a random ashlar or in a repeating pattern.

Shown: Fossil Reef Coral Stone

Many other products and colours are available. To request a copy of the Cultured Stone brochure or a copy of the Technical Information Guide for installation guidelines, please call 13 15 79 or download one at [www.pghbricks.com.au](http://www.pghbricks.com.au)

50 year limited warranty. Please refer to the full warranty available at the time of supply.

Southern Ledgestone: Aspen



PRODUCT MATRIX

RANGE	PRODUCT NAME	COLOUR	BASIX RATING	EXPOSURE GRADE	PAGE
DRY-PRESSED	Wolverton Cream				10
	Hawkesbury Bronze				10
	Livingston Gold				10
	McGarvie Red				10
	Macarthur Mix				10
	Belgenny Brown				10
	Gledswood Blend				10
	Mowbray Blue				10
	Megalong Valley Grey				10
DRY-PRESSED SPLITS	Gledswood Blend				11
	Mowbray Blue				11
SANDSTOCKS	Van Gogh				13
	Chatswood				13
	Balmoral				13
	Newport Blend This blend comprises 80% Balmoral / 20% Mosman				13
	Balmain				13
	Cadman				13
	Jackson				13
	Northbridge				13
	Castlemaine				13
	Mitchell Blend This blend comprises 50% Cadman / 50% Endeavour				13
	Homestead Blend This blend comprises 33% Cadman / 33% Blackett / 33% Endeavour				13
	Chisholm				13
	Endeavour				14
	Blackett				14
	Lawson Blend This blend comprises 75% Cadman / 25% Blackett				14
	Greenway				14
SANDSTOCKS SPLITS	Van Gogh				15
	Chisholm				15
	Northbridge				15
	Greenway				15
ALTITUDE	Everest				16
	Olympus				16
	Apollo				16
METALLIC	Nickel Flash				18
	Platinum				18
	Blue Steel Flash				18
	Pewter				18
	Raven				18
SMOOTH	Taupe Grey				20
	Flame Red				20
	Choc Fudge				20
VELOUR	Dover				21
	Taupe Grey				21
	Malt				21
	Oak				21
	Choc Fudge				21
	Dark Rye				21
NUVO	Black Ash				22
	Domino				22

RANGE	PRODUCT NAME	COLOUR	BASIX RATING	EXPOSURE GRADE	PAGE
CONNOISSEUR	Liquorice				22
	Aubergine				22
ASPIRE®	Mist				23
	Storm				23
	Mangrove				23
ELAN®	La Mesa				24
	Grey Nuance				24
	Glenfern				24
	Rouge				24
	Barwon				24
	Labassa				24
	Cleveland				24
ESTATE®	Hartlands				25
	Eaglemont				25
ORIGINALS	Cobblestone				26
	Harvest Gold				26
	Bluestone				26
	Castillo				26
	Grampian Blue				26
	Canyon				26
HORIZON®	Tanami				28
	Windorah				28
	Heathwood				28
	Brown Terrain				28
	Brushwood				28
	Kurrajong				28
	Merbau				28
	Mocha				28
	Gypsy Rose				28
	Jarrah				28
VIBRANT (Standard & Splits)	Fizz				30
	Tango				30
	Paris				30
	Cosmic				30
	Watermelon				30
	Wasabi				30
	Rhapsody				30
ACADEMY (Standard & Splits)	Quantum				31
	Alumni				31
	Oscar				31
	Julliard				31
	Nobel				31
URBAN METALS (Standard & Splits)	Copper Lustre				32
	Bronze Sheen				32
	Silver Spark				32
	Zinc Shimmer				32
SEASCAPE (Standard & Splits)	Sea Salt				33
	Pumice				33
	Lagoon				33
	Dusk				33
PRODUCT MATRIX LEGEND	CREAMS	TANS	BASIX RATING		EXPOSURE GRADE
	REDS	BLENDS	LIGHT	MEDIUM	DARK
	GREYS	BLENDS			GENERAL PURPOSE



# BRICK TIPS & FACTS

## Natural Variation

PGH™ bricks are made from natural clays, fired at extreme temperatures creating products of enduring colour and character. The natural variation in both clay and firing process means textures, composition, size and colour including the appearance of flashing, will vary from batch to batch. Often the character created by this variability is the very reason bricks are desirable.

## Blending and Cleaning

### BLENDING

It is essential that all bricks be carefully blended from at least three or four different packs/pallets at the time of laying to provide a consistent colour and texture. Your bricklayer is responsible for ensuring an even colour distribution.

### BRICK CLEANING

Brick cleaning is a specialist trade and should only be undertaken by an accredited brick cleaner. The chemicals and high water pressures used can easily damage the product, if not done correctly. Different brick textures and colours often have different cleaning considerations. Dry brushing the bricks periodically to remove residual mortar is an effective way to reduce the amount of effort required to clean bricks. Bricks should be cleaned within 2 to 14 days of laying.

### BRICK CLEANING GUIDES ARE AVAILABLE:

[www.pghbricks.com.au](http://www.pghbricks.com.au)  
[www.thinkbrick.com.au](http://www.thinkbrick.com.au)

Alternatively, please contact PGH™ on 13 15 79 or Think Brick Technical Hotline on 1300 667 617.

**Disclaimer:** Clay bricks are made from naturally occurring minerals. Variations in colour, texture, and size are natural characteristics of clay products and production variations can occur from batch to batch. Colours shown are indicative only and should not be used for final selection. Products ordered should be chosen from actual samples current at the time of order and are subject to availability. Whilst every effort is made to provide samples, brochures and displays consistent with products delivered to site, they should be viewed as a guide only. Customers should ensure that all delivered products are acceptable, and any concerns about products are notified to PGH Bricks & Pavers™ prior to laying. PGH™ bricks (excluding our Glazed collection; Vibrant, Academy, Urban and Seascape) consist of one stretcher face and one header fit for purpose. All warranty claims against product must be made prior to the product being laid. Efflorescence may sometimes appear on bricks. It's a white, salty powder usually from salts in cement and mortar. Fortunately, the powder is completely harmless and will usually weather away with time. You can brush it off, although it may return if the salt source is still active. **WARNING:** Bricks contain crystalline silica. Cutting or grinding these products creates dust, which may be hazardous and should not be inhaled. Please ensure that when cutting or grinding, an approved mask (respirator) is worn.

**Cultured Stone Disclaimer:** Shade variations can occur from batch to batch. Colours shown are indicative only and should not be used for final selection. © Copyright Boral Masonry Limited – all rights reserved 2016. Boral, the Boral logo, boral.com.au, Build something great, are trademarks or registered trademarks of Boral Limited or Boral Masonry Limited in Australia, other countries or both. Cultured Stone® is a trademark or registered trademark of Boral Stone Products LLC.

**Warranty:** The brick colours shown in this brochure are an indication only and may be different from the actual product. It is a good idea to confirm the availability and view the latest batch colours at one of our Selection Centres before making your decision, and always check the delivered packs as soon as possible. All warranty claims must be made prior to the product being laid.

**Transport & Delivery:** To ensure the safe and timely arrival of your bricks, there are a number of considerations that must be made. Bricks may have been transported several times prior to them arriving on site. During this handling, chipping may occur. This will not affect the performance of the brick. If there is an issue, please contact PGH Bricks & Pavers™ to organise a site meeting prior to laying. For specific details, please contact our Customer Service Centre on 13 15 79.

**Terms of Sale:** PGH Bricks & Pavers™ is unable to accept liability for costs incurred as a result of failure or delay in delivery of the product. For a complete copy of our Terms of Sale, please contact a PGH™ Selection Centre for terms and conditions.

## Brick Durability

### SALT ATTACK RESISTANCE

Bricks are commonly classified into two categories for Salt Attack Resistance:

1. **Exposure Grade (EXP)** – the product is suitable for a severe marine or saline environment. Exposure Grade bricks are less susceptible to salt attack. A severe marine environment is defined as: up to 1km from a surf coast or up to 100m from a non-surf coast.
2. **General Purpose (GP)** – the product is suitable for general environmental conditions. These bricks should not be directly exposed to saline environments. For more information visit [www.thinkbrick.com.au](http://www.thinkbrick.com.au)

### SOLAR ABSORPTANCE RATING (BASIX RATING)

When designing energy efficient buildings, the architects and consulting engineers need to be able to calculate the heat loss or gain of materials used to construct the buildings. This is why building materials are categorised into 3 categories: **Light (L)**, **Medium (M)** and **Dark (D)**. **Light** coloured being a low solar absorptance and **Dark** coloured being a higher solar absorptance.





# CONTACTS


[www.pghbricks.com.au](http://www.pghbricks.com.au) // 13 15 79


## PGH™ SELECTION CENTRES

Selecting PGH™ bricks has never been easier. At our large network of Selection Centres we offer many services such as colour scheming, product selection and technical advice. Make an appointment today.

 PGH™ BRICKS GEELONG SELECTION CENTRE  
68 Pakington St  
Geelong 3218  
13 15 79

 PGH™ BRICKS THOMASTOWN SELECTION CENTRE  
2 Trawalla Ave  
Thomastown 3074  
13 15 79

 PGH™ BRICKS SCORESBY SELECTION CENTRE  
191 George St  
Wantirna South 3152  
13 15 79

 PGH™ BRICKS CAROLINE SPRINGS SELECTION CENTRE  
1037 Western Hwy, Corner Westwood Drv  
Caroline Springs 3024  
13 15 79

If you are unable to visit one of our Selection Centres, visit our website to find a distributor near you, [pghbricks.com.au](http://pghbricks.com.au) or call us for details on 13 15 79





Vibrant: Watermelon

[www.pghbricks.com.au](http://www.pghbricks.com.au) // 13 15 79