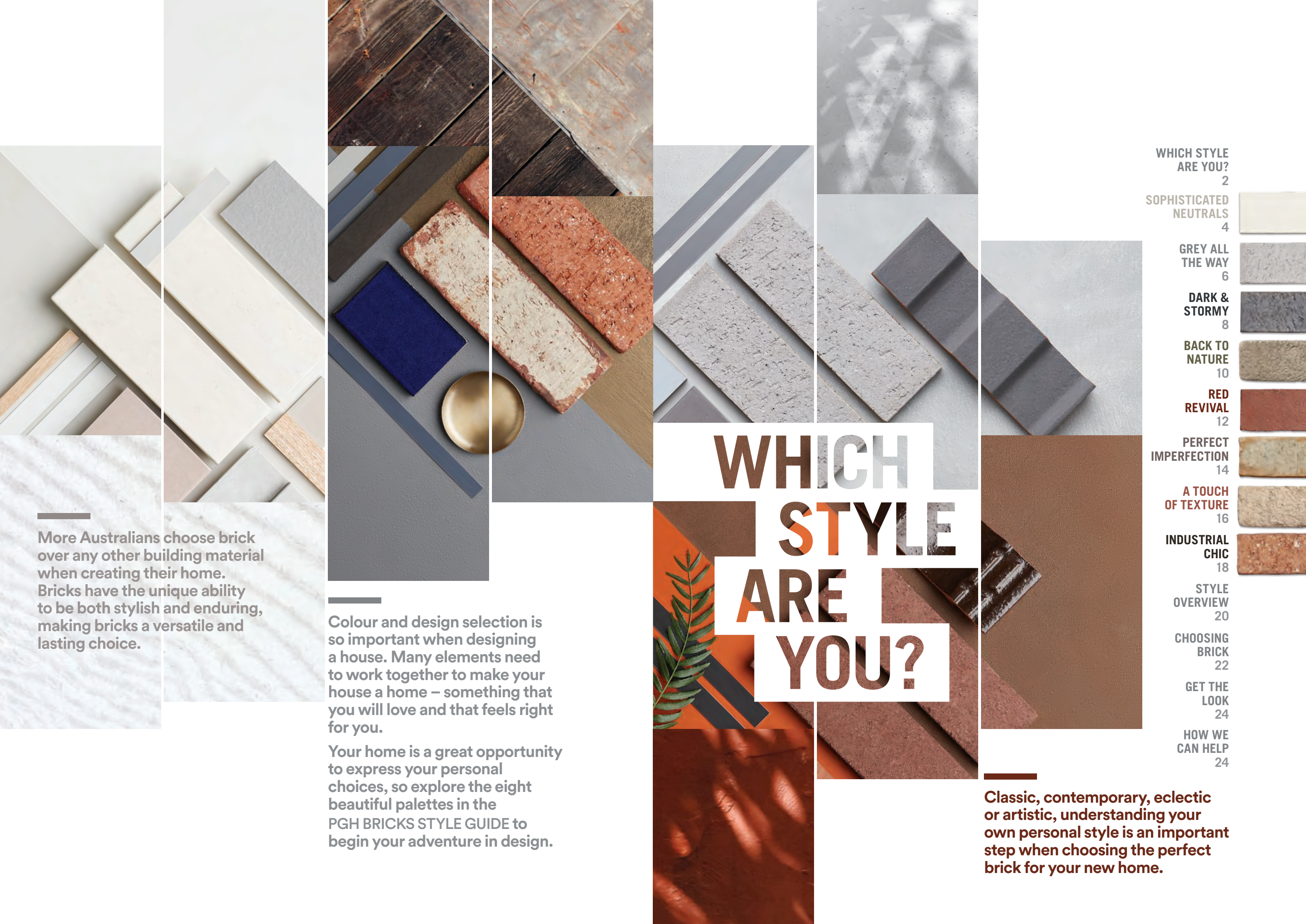


PGH BRICKS STYLE GUIDE

START YOUR DESIGN AND BUILDING JOURNEY HERE



More Australians choose brick over any other building material when creating their home. Bricks have the unique ability to be both stylish and enduring, making bricks a versatile and lasting choice.

Colour and design selection is so important when designing a house. Many elements need to work together to make your house a home – something that you will love and that feels right for you.

Your home is a great opportunity to express your personal choices, so explore the eight beautiful palettes in the PGH BRICKS STYLE GUIDE to begin your adventure in design.

WHICH STYLE ARE YOU?

Classic, contemporary, eclectic or artistic, understanding your own personal style is an important step when choosing the perfect brick for your new home.

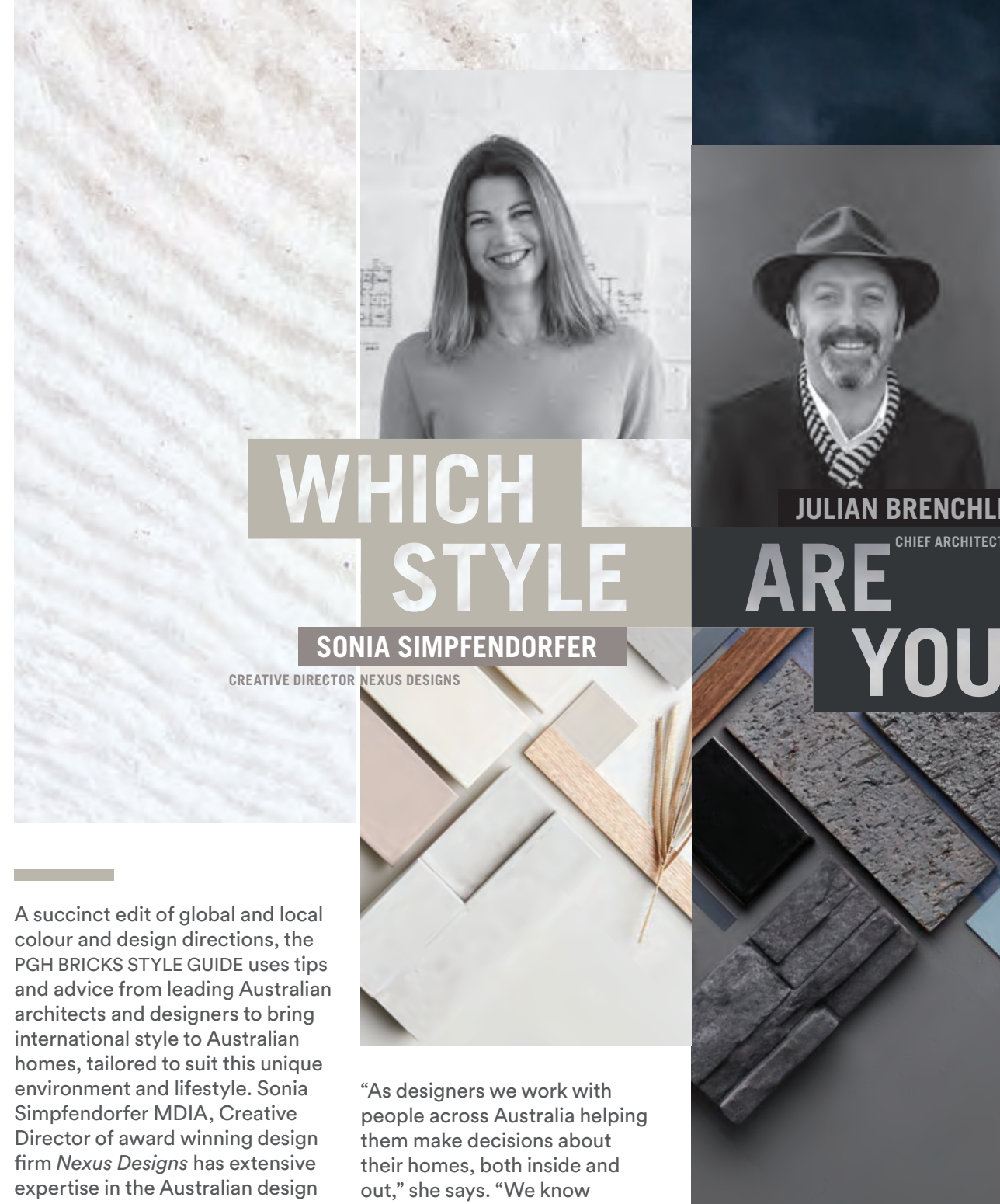
WHICH STYLE ARE YOU?	2
SOPHISTICATED NEUTRALS	4
GREY ALL THE WAY	6
DARK & STORMY	8
BACK TO NATURE	10
RED REVIVAL	12
PERFECT IMPERFECTION	14
A TOUCH OF TEXTURE	16
INDUSTRIAL CHIC	18
STYLE OVERVIEW	20
CHOOSING BRICK	22
GET THE LOOK	24
HOW WE CAN HELP	24

“We all want a house we love and that feels right for us. Maybe it is your haven and a relaxing retreat from the intense bustle of modern life. It is yours, and should make you feel good. Integrating your personal style into your choices is the perfect way to express yourself and create flow between your home and all aspects of your life.”

Sonia Simpfendorfer
Creative Director, Nexus Designs

The PGH BRICKS STYLE GUIDE has been designed to be an inspiring, practical guide, streamlining the decision-making process by helping you choose the bricks that best suit your own personal style.

Start your design and building journey right here and see the exciting possibilities, no matter what your preference.



WHICH STYLE

SONIA SIMPFENDORFER
CREATIVE DIRECTOR NEXUS DESIGNS

JULIAN BRENCHLEY
CHIEF ARCHITECT THE BLOCK
ARE
YOU?

A succinct edit of global and local colour and design directions, the PGH BRICKS STYLE GUIDE uses tips and advice from leading Australian architects and designers to bring international style to Australian homes, tailored to suit this unique environment and lifestyle. Sonia Simpfendorfer MDIA, Creative Director of award winning design firm *Nexus Designs* has extensive expertise in the Australian design industry.

“Global trends stem from the highest, most bespoke level of design, and are adapted in new ways that are achievable for all of us,” says Simpfendorfer. “PGH Bricks take it one step further, making it even easier with expert guidance to help you make the right decisions when creating your new home.”

“As designers we work with people across Australia helping them make decisions about their homes, both inside and out,” she says. “We know how many decisions need to be made when building or renovating a home and the overwhelming number of products and colours there are to choose from. That’s where the PGH BRICKS STYLE GUIDE can help.”

Bricks are always an excellent choice, and knowing your personal style is the perfect way to streamline the choices you need to make for your home.

Beautiful, unexpected and versatile, bricks have the unique ability to straddle both home trends and longevity. “They can be used to perfectly express a trend right now and will still look fantastic for the lifespan of the house,” says Simpfendorfer. “It’s like anything – do the best you can and it will endure.”

Julian Brenchley, Principal Architect at *Brenchley Architects*, and the creative architect behind *The Block* for more than thirteen seasons, agrees.

Brenchley says there are many reasons to embrace bricks. “Offering many design configurations and placement options, bricks are low maintenance, provide visual interest, endless colour options and don’t require painting. The marketplace is becoming more sophisticated and is looking for high-quality building materials. Bricks can supply this.”

“Get to know bricks and you’ll quickly see how much they have to offer at a wide range of price levels,” says Simpfendorfer. “See how bricks can create the strong, lasting home of your dreams. It is the ideal way to encapsulate a trend that speaks all about you.”

“I believe the key to knowing your style is about having confidence in what you like, what makes you feel happy, and what you enjoy. Look for colours, textures and designs you connect with. Choose finishes and building materials that you like and feel comfortable with, then incorporate them into your home.”

Julian Brenchley
Chief Architect, The Block

"I suggest using lots of tones or layers. Select just one shade, like taupe, and use in different variations, like smooth bricks with painted timber, or textured stone teamed with a high gloss front door."

Sonia Simpfendorfer
Creative Director, Nexus Designs

ENHANCING & LIVEABLE

SOPHISTICATED NEUTRALS



Sophisticated Neutrals Palette Features: Monier Roofing Elemental Sandstorm, COLORBOND® Surfist®, PGH Bricks Morada Blanco, PGH Bricks Seascape Dusk, Cultured Stone® Pro-Fi® Modera™ Vellum, Dulux Lexcon Half, Dulux Paving Stone, COLORBOND® Dune®, Aspen timber finish. **Background:** Top: Haynes Surface Bloom in Lined Cement. Base: Dulux Powdered Rock.

The inherent adaptability of neutrals allows this style to suit a wide range of homes and lifestyles, and is popular for those looking for an understated, restrained, and sophisticated palette.

Calm and fresh, SOPHISTICATED NEUTRALS has the ability to enlarge a space and harness and emphasise natural light. Subtle but refined shades of crisp white, stone grey, and cool concrete have long been the mainstay of interior designers and architects alike, and the most widely used and accessible of colours.

The global appeal of neutral colours like greys, beiges, and off-whites is becoming more sophisticated. Classic, timeless and exuding quiet confidence, it makes a versatile and flattering background serving as a beautiful blank canvas for different textures, as well as bright and muted colours.

Morada Blanco is a subtle neutral that epitomises this trend. Simple and sophisticated, it instantly elevates a home's elegance by borrowing these same colour tones in different natural materials. Alternatively, painting a brick surface white can be a very effective way to create a wonderfully textured finish with none of the anonymous blandness of plain painted walls.

To find out more on SOPHISTICATED NEUTRALS visit:
www.pghbricks.com.au/styles/sophisticated-neutrals

Universally appealing, the Sophisticated Neutrals trend is subtle and refined, quietly confident, highly liveable and absolutely timeless.


STYLE TIPS

- 1 Embrace the calm simplicity of light brick walls both inside and out.
- 2 Work with a single colour and use it everywhere. Vary texture and gloss levels for a strong, sophisticated result.
- 3 Use a subtle blend of white, beige and grey together for a soft, warm effect.
- 4 Neutrals magnify small spaces well and showcase generous spaces to full effect.





Grey All the Way Palette Features: Montier Roofing Terracotta Nouveau Ravine, COLORBOND® Basalt®, PGH Bricks Altitude Matterhorn, PGH Bricks Morada Gris, Cultured Stone® Pro-Fit® Modera™ Carbon, Dulux Milton Moon, Dulux Atom Blue, Ash timber finish.
Background Top: Haymes Surface Industrial in Industrial Grey, Base: Dulux Milton Moon.



“It’s our new versatile neutral... It can be calm and serene, gritty and industrial, or stunningly dramatic. It all depends on its application.”

FRESH & FLEXIBLE

GREY ALL THE WAY

Predicted to be a future classic for its simplicity, style and versatility, it is the on-trend palette for contemporary homes with long-term chic appeal.

With the ability to adapt to the personality of any space, grey plays effortlessly with colour and texture. It complements white accents and fresh garden greenery with its natural tones, which allows striking architectural features to play a starring role.

Grey’s adaptability makes it the perfect trend for nearly everyone, be it design-conscious dwellers, career couples or busy families – there is a grey for every kind of house and style DNA. And *Altitude Matterhorn* is a solid base for building the optimum grey palette.

Simple sophistication that is current but has longevity, GREY ALL THE WAY is practical and easy to use. Consider a beautifully monochromatic scheme of just a few shades to communicate a calm confidence.

Lighter greys are a contemporary option with a softer, relaxed look that allows more focus on a building’s exterior features. Or envisage light grey bricks blended with charcoal grey and dark grey roof and trim for a contemporary yet timeless home.

To find out more on GREY ALL THE WAY visit:
www.pghbricks.com.au/styles/grey-all-the-way



Encapsulating a vast spectrum of shades, the **Grey All The Way** palette layers grey-upon-grey for a home with long-lasting elegance and sophistication.

STYLE TIPS

- 1 Select your favourite shade of grey and use as your base, adding at least one darker and one lighter shade for perfect balance and modernity.
- 2 For dramatic effect, restrict your palette to just three darker shades.
- 3 To create a classic scheme, contrast a palette of grey with crisp white trims.
- 4 Create a soothing canvas by layering a number of shades of greys to support pops of bright or saturated colour.





Dark and Stormy Palette Features: Monier Roofing Elemental Midnight, COLORBOND® Ironstone® & Basalt®, PGH Bricks Metallic Pewter, PGH Bricks Academy Nobel, Cultured Stone® Pro-Fit® Alpine Limestone Dark Ridge, Dulux Western Myall, Dulux Blue Insignia, Kwila timber finish. **Background** Top: Haymes Surface Gravity in Blue Velvet. Base: Dulux Western Myall.

“It has the ability to convey whichever style you wish. Bricks in midnight, deep espresso, pewter, deep sea blues, and shades of grey can be used in so many ways. They can be perceived with real depth and strong confidence, or interpreted as quietly elegant. It’s a very resourceful palette.”

Sonia Simpfordorfer
Creative Director, Nexus Designs

DEEP & CONFIDENT

DARK & STORMY

In shades of charcoal greys, bitter chocolate, deep ocean and gleaming metallics, DARK & STORMY has the unique ability to look quietly chic and confident or richly dramatic and sophisticated.

A popular home trend and the perfect way to make a powerful statement, DARK & STORMY expresses confidence and provides real impact.

DARK & STORMY looks perfectly at home in the city, but equally striking as a contrast to a natural, rural setting. It is ideal for showcasing clean and simple lines and beautiful architectural detail.

Deep *Metallic Pewter* bricks, when offset with a charcoal roof and trim, feel modern, all black provides sleek minimalist style, whilst deep espresso, a variation of black, conveys a sophisticated twist. This is a trend with endless and exciting possibilities.

To find out more on DARK & STORMY visit:
www.pghbricks.com.au/styles/dark-and-stormy

Fearless, contemporary and unapologetically edgy, Dark & Stormy is a modern palette that makes a hard-hitting style statement for a home that will stand out from all the rest.

STYLE TIPS

- 1 Look for bricks in variations of black, midnight, espresso, greys, and deep-sea blues.
- 2 The perfect choice for a city home or rural retreat.
- 3 Dial-up its intensity or turn down to suit your style. It is equally beautiful quietly confident or richly dramatic.
- 4 Ideal when used monochromatically to showcase a home’s clean lines and unique architectural detail.





"It is popular for its warm and welcoming attributes making it ideal for everyone, including families. Its colours are authentic and inspired by the landscape and nature, and its earthy simplicity is a wonderful way to bring the outdoors inside."

TRANQUIL & AUTHENTIC

BACK TO NATURE

Drawing inspiration from nature, botanical elements, wood, stone and earth, BACK TO NATURE is a trend that effortlessly brings warmth and low-key cool to an organic yet modern home.

Inspired by nature, its earthy palette scheme embraces the environment around it making it ideal for light-filled indoor and outdoor living.

Natural palettes of bronze, grey-greens, soft browns, sand and ochre, add tranquility, comfort and raw beauty bringing all the relaxing and healing benefits of nature indoors. *Crafted Sandstocks Castlemaine* and *Megalong Valley Grey* from the *Dry Pressed Architectural* collection are two beautiful bricks that express nature and this trend honestly.

For a contemporary riff on a mid-century modern home, use mid-tone bricks as a feature wall inside with a similar shade brick floor or simply bring the brick from your facade right through into an internal feature. BACK TO NATURE is a palette with great scope for innovation, no matter what your style.

To find out more on BACK TO NATURE visit:
www.pghbricks.com.au/styles/back-to-nature

A harmonious meshing of earthiness and cool retro-styling, Back to Nature is the perfect choice for a natural setting or for a mid-century classic home.

STYLE TIPS

- 1 This palette works beautifully when restricted to just four or five varied natural hues.
- 2 For low-contrast, use different colours in similar shades and depths.
- 3 Create true indoor-outdoor living, especially in the entry and living areas, by continuing the exterior brick walls through to the interior.
- 4 For great colour inspiration, visit local nature reserves and find authentic inspiration for your home.





Red Revival Palette Features: Monier Roofing Terracotta Marseille Pottery Brown, COLORBOND® Monument®, PGH Bricks Dry Pressed Architectural McGarvie Red, PGH Bricks Urban Metal Copper Lustre, Cultured Stone® Southern Limestone Chardonnay, Dulux Garfield, Dulux Coyote, Red Gum timber finish. **Background** Top: Haymes Real Iron Oxidising Patina in Rust, Base: Dulux Garfield.



“Red is beautiful when teamed with equally strong colours like a deep bronze or charcoal grey roof. For a dappled effect, try a custom blend of red bricks or use red boldly and with confidence, or as a juxtaposing accent colour alongside natural timber, black, white or grey.”

RED REVIVAL

STRONG & WELCOMING

Looking for a storybook classic red brick house or a striking standout edge? Subtle or strong, RED REVIVAL is a timeless but high-impact trend for a modern home.

A colour that has always signified richness and luxury, red is both exciting to use as well as highly adaptable making it a hot trend for homeowners wanting to make a real statement.

Equally impactful whether it is a tiny cottage or grand sprawling house, classic red bricks make a statement that feels confident and strong. No longer considered the safe suburban choice, they are now celebrated for their natural beauty, classic colour and honesty.

Find your perfect red, be it soft pink, deep earthy terracotta or classic brick red, and tame or emphasise it using other colours. *McGarvie Red* from the *Dry Pressed Architectural* collection is a bold choice while other options provide a softer version of the trend.

To find out more on RED REVIVAL visit:
www.pghbricks.com.au/styles/red-revival



Red Revival sees a familiar colour reinvented into the exciting and new. From earthy terracotta and dusky pinks to classic pure red, this palette offers a vast range of possibilities for your home.

STYLE TIPS

- 1 Look for a red that feels just right, be it washed-pink, an earthy terracotta or bright, classic red.
- 2 Team red with equally strong colours like charcoal or deep green for high impact, or simply add crisp white trims.
- 3 Keep more low-key by coordinating red bricks with natural timber, greys, beiges and silvery metallic finishes.
- 4 Use external red bricks outside to showcase a lush green landscape.





Perfect Imperfection Palette Features: Monier Roofing Concrete Elabana Sambuca, COLORBOND® Night Sky® & Paperbark®, PGH Bricks Manhattan Chelsea, PGH Bricks Urban Metal Silver Spark, Cultured Stone® Country Limestone Aspen, Dulux Sea Elephant, Dulux Soft Chamais, Spotted Gum timber finish. **Background** Top: Haymes Surface Bloom in Chalk Clay. Base: Dulux Sea Elephant.

ARTISANAL & INDIVIDUAL

PERFECT IMPERFECTION

"It has all the integrity and expression of the handmade. There is a sense of tailor-made and artisan-created, with all the emotional benefits that come with having something unique."

Sonia Simpfendorfer
Creative Director, Nexus Designs

Teaming the functional with the decorative, elegant with casual, handmade with man-made, and old with new, this palette's true beauty lies in its imperfections and its ability to impart real warmth and authenticity.

Complete with irregular markings and in varying shapes and sizes, PERFECT IMPERFECTION provides a unique facade that finds beauty in the imperfect and provides a brand new home with instant appeal.

PERFECT IMPERFECTION is not about man-made flawlessness. It embraces differences, little flaws and individuality which can impart that coveted unique, one-off appearance.

To create, consider a custom blend of bricks, choosing bricks and finishes that appear handmade, whilst keeping the colour scheme tonally similar. The individuality of *Manhattan Chelsea* is beautifully relaxed, making it a perfect choice for this trend.

With the look of lasting craftsmanship and elegance, its fresh earthy palette comes alive when complemented with contemporary styling, making it ideal for an on-trend exterior.

To find out more on PERFECT IMPERFECTION visit:
www.pghbricks.com.au/styles/perfect-imperfection

The beauty of the handmade is showcased in Perfect Imperfection, an authentic and unique palette that feels just right for the modern home.

STYLE TIPS

- 1 Artisanal-style bricks make a modern home feel unique.
- 2 Choose a brick with a handmade feel or a custom brick blend as the feature element of the house.
- 3 Select other items that have a handmade appearance, like tumbled stone pavers or a crafted front door handle to complement artisanal style bricks and create layers of interest.
- 4 Team artisanal-style bricks with crisp white trims for a fresh contemporary feel.





Touch of Texture Palette Features: Monier Roofing Concrete Horizon Salt Spray, COLORBOND® Surfsmist® & Jasper®, PGH Bricks Crafted Sandstocks Van Gogh, PGH Bricks Morada Blanco, Cultured Stone® Dressed Fieldstone Chardonnay, Dulux Raw Umber, Taubmans Indian Summer, Teak timber finish. **Background** Top: Haymes Real Copper in Copper. Base: Dulux Raw Umber.



“Texture is just as an important design element as colour. It provides a feeling of craftsmanship and character, especially when it comes to beautiful textured bricks.”

TACTILE & DYNAMIC

A TOUCH OF TEXTURE

Be it rough against smooth, cool with warm, or matt with glossy, A TOUCH OF TEXTURE can bring depth to a home by adding beautiful contrasts and richness, making it a popular choice for style-savvy homeowners.

Dial-up or turn-down the intensity of textures at play, using imaginative contrasts as a reinvention to suit your style.

As a design element, texture is equally as important as colour, providing a feeling of craftsmanship and character, especially when it comes to beautiful textured bricks.

Consider using bricks in different shapes, sizes and finishes to make your home personal and dynamic. Use just one texture across a large area, or experiment with different bricklaying patterns. It is an ideal way to give your home a bespoke and luxurious edge.

Experiment with layering and juxtaposition, combining the rough and smooth, or use cool steel alongside warm bricks. With A TOUCH OF TEXTURE any effect is possible.

To find out more on A TOUCH OF TEXTURE visit: www.pghbricks.com.au/styles/touch-of-texture

With a focus on the tactile, A Touch of Texture can provide a unique and decadent layer to your home. With minimal colour, its clever use of texture leads to endless and unique combinations.

STYLE TIPS

- 1 Ensure your colour palette is restrained to allow the sole focus to be on texture.
- 2 Mesh varied size bricks together for unique and gentle visual texture.
- 3 Use texture in the garden. For example, a spiky plant looks just right in front of a soft weathered wall.
- 4 Create a custom feel by experimenting with contrasts and layering.





Industrial Chic Palette Features: Monier Roofing Concrete Madison Soho Night, COLORBOND® Ironstone® & Shale Grey™, PGH Bricks Manhattan Tribeca, PGH Bricks Academy Quantum, Cultured Stone® Pro-Fit® Modera™ Intaglio, Dulux Pookie Bear, Dulux Knight of the Realm, Wenge timber finish. **Background** Top: Haymes Metal Trace Coarse in Burnished. Base: Dulux Knight of the Realm.

“The brick’s recycled patina and characteristics add a real authenticity and rawness. It is honest and unpretentious, and its warm earthy palette is very modern, yet creates a very calm and relaxed ambience.”

Sonia Simpfendorfer
Creative Director, Nexus Designs

RAW & URBAN

INDUSTRIAL CHIC

With its combination of authentic elements and statement-making metals INDUSTRIAL CHIC creates a unique palette for a warm, sophisticated and modern home.

INDUSTRIAL CHIC finds beauty in the raw, aged, and utilitarian. Now the trend is spilling over into the residential design scene at the more custom architectural design end.

Encompassing cool modern living that is simple, clean and focuses on functionality, INDUSTRIAL CHIC is a trend that can be achieved by using a combination of industrial looking materials.

Highly desirable and unmistakably premium, *Crafted Sandstocks Jackson* and *Manhattan Chelsea* are the ultimate bricks for bringing this trend to life.

Industrial-style bricks are effective for connecting the indoors with outside, and can be the hero of your home or a feature within a gathering of varied finishes. Perfectly paired with concrete or wide timber floors, exposed beams, and visible copper piping, try combining an exposed brick wall with a soft grey roof, or add bold black trim for a dramatic contrast.

To find out more on INDUSTRIAL CHIC visit:
www.pghbricks.com.au/styles/industrial-chic

With origins in urban loft and warehouse living, the Industrial Chic trend is open, light and ideal for a modern lifestyle.

STYLE TIPS

- 1 A versatile base for layering different accents and materials to create warmth and style.
- 2 Team inside and out with a concrete floor or wide timbers.
- 3 Industrial-style bricks juxtapose perfectly with bold black metal trim and a soft grey roof.
- 4 Showcase existing bricks by keeping them uncovered, or re-create the feeling of original bricks using recycled ones.



STYLE OVERVIEW



	<div></div> <div>SOPHISTICATED NEUTRALS</div>	<div></div> <div>GREY ALL THE WAY</div>	<div></div> <div>DARK & STORMY</div>	<div></div> <div>BACK TO NATURE</div>	<div></div> <div>RED REVIVAL</div>	<div></div> <div>PERFECT IMPERFECTION</div>	<div></div> <div>A TOUCH OF TEXTURE</div>	<div></div> <div>INDUSTRIAL CHIC</div>
ROOFING	MONIER ROOFING ELEMENTAL SANDSTORM	MONIER ROOFING TERRACOTTA NOUVEAU RAVINE	MONIER ROOFING ELEMENTAL MIDNIGHT	MONIER ROOFING TERRACOTTA NULLARBOR RIVERSTONE	MONIER ROOFING TERRACOTTA MARSEILLE POTTERY BROWN	MONIER ROOFING CONCRETE ELABANA SAMBUCA	MONIER ROOFING CONCRETE HORIZON SALT SPRAY	MONIER ROOFING CONCRETE MADISON SOHO NIGHT
GUTTER	COLORBOND® SURFMIST®	COLORBOND® BASALT®	COLORBOND® IRONSTONE®	COLORBOND® JASPER®	COLORBOND® MONUMENT®	COLORBOND® NIGHT SKY®	COLORBOND® SURFMIST®	COLORBOND® IRONSTONE®
FASCIA	COLORBOND® SURFMIST®	COLORBOND® BASALT®	COLORBOND® BASALT®	COLORBOND® DUNE®	COLORBOND® MONUMENT®	COLORBOND® PAPERBARK®	COLORBOND® JASPER®	COLORBOND® SHALE GREY™
MAIN BRICK	PGH BRICKS MORADA BLANCO	PGH BRICKS ALTITUDE MATTERHORN	PGH BRICKS METALLIC PEWTER	PGH BRICKS CRAFTED SANDSTOCKS HESSIAN	PGH BRICKS DRY PRESSED ARCHITECTURAL MCGARVIE RED	PGH BRICKS MANHATTAN CHELSEA	PGH BRICKS CRAFTED SANDSTOCKS VAN GOGH	PGH BRICKS MANHATTAN TRIBECA
FEATURE BRICK	PGH BRICKS SEASCAPE DUSK	PGH BRICKS MORADA GRIS	PGH BRICKS ACADEMY NOBEL	PGH BRICKS MORADA CENIZA	PGH BRICKS URBAN METAL COPPER LUSTRE	PGH BRICKS URBAN METAL SILVER SPARK	PGH BRICKS MORADA BLANCO	PGH BRICKS ACADEMY QUANTUM
CULTURED STONE	PRO-FIT® MODERA™ VELLUM	PRO-FIT® MODERA™ CARBON	PRO-FIT® ALPINE LEDGESTONE DARK RIDGE	COUNTRY LEDGESTONE ASPEN	SOUTHERN LEDGESTONE CHARDONNAY	COUNTRY LEDGESTONE ASPEN	DRESSED FIELDSTONE CHARDONNAY	PRO-FIT® MODERA™ INTAGLIO
PAINT ACCENTS	DULUX LEXICON HALF DULUX PAVING STONE	DULUX MILTON MOON DULUX ATOM BLUE	DULUX WESTERN MYALL DULUX BLUE INSIGNIA	DULUX EVERGLADE DULUX STONECROP	DULUX COYOTE DULUX GARFIELD	DULUX SEA ELEPHANT DULUX SOFT CHAMOIS	DULUX RAW UMBER TAUBMANS INDIAN SUMMER	DULUX POOKIE BEAR DULUX KNIGHT OF THE REALM
WINDOW FRAME	COLORBOND® DUNE®	COLORBOND® BASALT®	COLORBOND® IRONSTONE®	COLORBOND® JASPER®	COLORBOND® MONUMENT®	COLORBOND® PAPERBARK®	COLORBOND® JASPER®	COLORBOND® IRONSTONE®
TIMBER FINISH	ASPEN	ASH	KWILA	TASMANIAN OAK	RED GUM	SPOTTED GUM	TEAK	WENGE



CHOOSING BRICK

Bricks are strong, durable and a popular choice for new home builders and renovators. However, with a broad range of great options available, choosing bricks may seem overwhelming!

Here are some tips to help guide you through the process:

1 STYLE OF THE HOUSE

The material that your house is built from also forms the foundation (literally) of its aesthetic appeal. The colour, shape, size and texture of the bricks you choose will influence the overall look and feel of your house. Before you make your final decision, it's worth gathering ideas online, from display homes, websites and magazines. When renovating, consider how new bricks will appear alongside existing materials.

Many homeowners find it helpful to pull together a "mood board" of images of the styles of homes they are drawn to. Simply save images (either physically or digitally) of favourite buildings, bricks, trims and even interior ideas. As your mood board develops, it will often become apparent which style of home best suits your aesthetic and lifestyle.

2 CONSIDER YOUR LOCATION

Bricks are graded to suit different environmental conditions. The location of your home will determine which grade you need. If you live near the coast or have high-saline soil, you may benefit from exposure grade bricks (EXP)* which have heightened resistance to salt attack. General purpose (GP) grade bricks are suited to all other building types and locations. Talk to your builder about any special environmental conditions you should be aware of.

*EXP bricks are ideal for homes located up to one kilometre from a surf coast or 100 metres from a non-surf coast.

3 HOW IT LOOKS

Colour & Texture

One of the big current trends in exteriors, textural elements can add character, charm and individuality to a home. Brick textures range from a smooth finish, which has a consistent surface and ceramic-like appearance with straight edges, to a more artisan-style effect, with a dragged or ripped appearance for a weathered look.

You can even get glazed bricks that have a shiny ceramic tile look for feature walls (perfect for the so-hot-right-now mid-century design trend) or beautiful *Crafted Sandstocks* bricks that give a home an authentic raw beauty that no other material can achieve.

Size

Bricks are available in a range of dimensions. Decisions about size may depend on a range of factors, from the proportions of the house to the purpose of the bricks.


4 PUTTING IT ALL TOGETHER

Mortar Colours

An off-white mortar between darker coloured bricks will add contrast and highlight the shape of each brick, making the bricks the hero. However, matching the colour of the mortar with that of the brick will soften the brickwork and present a unified appearance. This is especially common with the use of lighter shades of bricks.

Mortar Joint Finish

With the mortar joint finish, you can choose round ironed, flush or struck, depending on whether you want to highlight or soften the brickwork. For instance, a raked joint will create shadowing for contrast and interest. A flush joint will minimise shadow with a flat, streamlined look.



Bond Pattern

A bond is a pattern in which bricks are laid. The most commonly used bond is Stretcher bond, which consists of courses of full bricks where every course is offset half a brick from the course below. Stacked and Flemish bonds are also popular and achieve an alternative look.

Get creative with hit-and-miss brickwork to achieve screening to allow for natural light to shine through your space.



GET THE LOOK

Another way to find your style is to have confidence in what you like. Seek out what makes you feel happy, and what you enjoy and then incorporate these items into your home.

You can even look to homewares and interior accessories to help define your style. Look at the colours, textures and designs in our curations and see what you connect with.

WHICH STYLE ARE YOU?

Take Our Style Quiz Online
Having trouble deciding what style best suits your personal taste? We can help – take our style quiz online to assist you in finding and defining the style that may suit you best. It's fun, quick and a simple way to start your design journey.

Visit [pghbricks.com.au/stylequiz](https://www.pghbricks.com.au/stylequiz)

SOPHISTICATED NEUTRALS

FENN TRAY
COUNTRY ROAD

BASIC LINEN NAPKINS
IN NATURAL
ZARA HOME

GLAZED MUG IN PINK
KMART

GREY ALL THE WAY

FADED LINEN NAPKINS
IN PASTEL BLUE
ZARA HOME

ROUND CONCRETE
TRAY IN NATURAL
ZACHLOE LIFESTYLE

FAID EXTRA LARGE
VESSEL IN LAKE GREY
COUNTRY ROAD

DARK & STORMY

IRREGULAR LARGE
BOWL IN CHARCOAL
KMART

LINEN TABLE NAPKINS
IN CHARCOAL GREY
CULTIVER

GREY KNOT DOOR STOP
KMART

BACK TO NATURE

OLIVEWOOD COASTERS
WEST ELM

MOUNTAIN DEVIL PURE
LINEN NAPKINS IN GARNET
UTOPIA GOODS

BLOOMINGVILLE STONEWARE
VASE IN NATURE/GREEN
DESIGN STUFF



RED REVIVAL

JUNTO TERRACOTTA CUP
BY NORMANN COPENHAGEN
LIGHTLY

NORMANN COPENHAGEN
SALON TRAY IN RUST
MYER

BARBER AND OSGERBY OLIO
SERVING BOWL IN RED
JARDAN

PERFECT IMPERFECTION

CORK TABLE MATS
KMART

PETRIFIED WOOD
CHEESE BOARD
WEST ELM

ZAKKIA WHITE SPECKLE
POURER WITH LID
THE SHELLEY PANTON STORE

A TOUCH OF TEXTURE

WILLOW NAPKIN
RING IN NATURAL
POTTERY BARN

WHITE ASH COASTERS
IN NATURAL
WEST ELM

COTTON CASUAL
NAPKIN IN FLAX
POTTERY BARN

INDUSTRIAL CHIC

ALIA DIP BOWL
IN CHARCOAL
COUNTRY ROAD

FALCON ENAMEL
TUMBLER
SCOUT HOUSE

MARBLE & WOOD
CHOPPING BOARD
WEST ELM

HOW WE CAN HELP

We know that building and renovating can be both an exciting and daunting experience, so we've provided a range of tools to help you along the journey.

Visit Our Website

Learn why bricks are a brilliant building material, get information on brick trends, be inspired by our gallery and case studies, read our blog and see our extensive collection of products. Visit [pghbricks.com.au](https://www.pghbricks.com.au)

PGH™ Selection Centres

There is nothing like seeing colours and textures in real life. When you visit our Selection Centres, one of our Colour Consultants will be able to assist you through your brick selection process.

Given your facade is made up of 60% bricks, 30% roof and 10% gutter, we want to ensure you achieve the look you're after.

To locate your nearest selection centre visit www.pghbricks.com.au/brick-displays

Follow us on Social Media

[f](#) [y](#) [i](#) [p](#) @pghbricks



PGH BRICKS & PAVERS™

f y i p @pghbricks

Visit our website to learn more: www.pghbricks.com.au/styles

Variations in colour, texture, and size are natural characteristics of clay products and production variations can occur from batch to batch. Whilst every effort is made to provide samples, brochures, and displays consistent with products delivered to site, they should be viewed as a guide only.

Publication Design Nexus Designs | V01DG0718