

GET THE LOOK THE BLOCK 2019



PGH BRICKS & The Block

PGH Bricks & Pavers is proud to again be the preferred brick supplier for the 2019 series of The Block. From the exterior and outdoor spaces to interior elements such as stunning feature fireplaces in the living areas, the use of PGH Bricks have brought style, charm and character to the redeveloped St Kilda complex.

There's always drama and design highlights every week on The Block, but this year the star has been the beautiful products from PGH Bricks & Pavers used in the spectacular renovations to great effect.

Every year, it seems, The Block gets bigger and more demanding in the challenges for the contestants – but more exciting and rewarding at the same time.

There is something wonderful about a big renovation reveal – especially when it involves inspirational new living spaces. There's no doubt that we all love the "afters"!

For the 15th season of the show, a new group of contestants has taken on the renovation of the unloved and slightly dilapidated Oslo Hotel in Melbourne's St Kilda, allowing the grand old building (and former backpacker accommodation) to shine, revealing its original neo-Georgian charm and character features.

To be known as The Oslo, the five teams have used their previous renovation experience and assorted trade skills to meet the brief of creating design-savvy and saleable apartments in the project, to match the surrounding eclectic and so-hot-right-now St Kilda neighbourhood.

The use of PGH Bricks on the exterior as well as feature elements in the interiors have gone a long way to restoring character and charm to each of the apartments in the redeveloped complex.



HOUSE 1

Mitch & Mark

Mitch and Mark used the elegant mid-century inspired Morada Blanco Linear bricks to create a striking fireplace and courtyard bench seat. Cleverly laying them in a stacked bond, contributed to the minimalist aesthetic.

Products:

Morada Blanco Linear (facings)

Mortar: Off-white

Bond Pattern: Stacked

Joint: Ironed

Application:

Internal fireplace and outdoor living & bench seat



HOUSE 2

Tess & Luke

One of the standouts of Tess and Luke's striking courtyard was the dramatic feature wall which used PGH Bricks CORIUM rail system in a stacked vertical bond. Mirroring the dark palette of the fireplace and feature wall in the living area, the couple chose a grey/brown metallic brick with a Charcoal mortar. (See pages 10 & 11 for more information)

Products:

Morada Nero Standard (facings and full brick) internal and Metallic brick external using the Corium rail system

Mortar: Charcoal

Bond Pattern: Stacked


Joint: Ironed

Application:

Internal fireplace and feature column and feature wall in courtyard



THE BLOCK
2019 WINNER



HOUSE 3

Deb & Andy



Andy and Deb created a calming feature wall with painted bricks from our new Dry Pressed Architectural range. The wall forms a perfect backdrop for the framed canvas print from Colour Clash Studio.


Products:

Dry Pressed Architectural - Painted

Bond Pattern: Stretcher

Joint: Flushed

Application: Internal walls



HOUSE 4

El'ise & Matt



El'ise and Matt anchored their warm and inviting living space with a show-stopping feature fire-place in Palisades Ancient Villa LedgeStone Cultured Stone. They matched it with a stunning stone feature wall in the same material in their tranquil courtyard.

Products:

Palisades Ancient Villa LedgeStone™

Mortar: Off white

Bond Pattern: Stacked

Joint: 10mm joint

Application:

Internal fireplace and outdoor area



EXTERIOR Streetscape

Ground floor exterior cladding:

The use of face brick on the ground floor walls delivers a robust, structural foundation for the upper story construction as well as visually aligning the exterior walls to its local surroundings.

Whether exposed and dominant, calm and quiet, or painted over in colourful tones, bricks balance effortlessly with other exterior materials, providing new possibilities for how you live and feel about your home.

We invite you to explore your style and discover how brick can bring new possibilities to how you live.

VISIT OUR WEBSITE TO TAKE OUR STYLE

QUIZ & DOWNLOAD THE STYLE GUIDE

PGHBRICKS.COM.AU/STYLES

Upper story cladding:

Combining two or more different materials to create a unique contemporary look helps break up large expansive wall areas and defines different areas of the facade to create visual interest.

In this Olso Hotel renovation, teams selected metal cladding in a Matt finish as the walling material for the upper story exterior walls.

ALTERNATE LIGHTWEIGHT CLADDING OPTIONS ARE ALSO AVAILABLE, INCLUDING THE EXTENSIVE RANGE OF CSR CEMINTEL FIBRE CEMENT WALLING MATERIALS.

GET THE LOOK - VISIT: WWW.CEMINTEL.COM.AU

Product:
Coastal Hamptons: Crevole
Mortar: Off-white
Bond Pattern: Stretcher
Joint: Flushed
Application:
External garage walls - House 5



Product:
Manhattan: Tribeca
Mortar: Off-white
Bond Pattern: Stretcher
Joint: Flushed
Application:
External garage walls - House 1 & 4



Product:
Metallic: Pewter
Mortar: Off-white
Bond Pattern: Stretcher
Joint: Flushed
Application:
External garage walls - House 3




CORIUM Rail System

Tess and Luke of House 2 went dramatic with their courtyard with their show-stopping feature wall using PGH Bricks' CORIUM rail system in a spectacular stacked vertical bond. Mirroring the dark palette of their successful living space, the couple chose a grey/ brown Metallic brick with a Charcoal mortar, allowing the texture to shine.

Judge Darren Palmer loved the textural element provided by the bricks. "Tess and Luke have played with textures on a neutral dark palette and then sculptural items, like these pots and the spiral staircase."

The CORIUM cladding system combines the natural beauty of real brick with cost-effective fast-track installation. It is exclusively available from PGH Bricks and Pavers and gives you the flexibility and versatility to create a truly unique project. Fast and easy to install, it was a great choice for the time-pressured Block environment.



WE HAVE A RANGE OF RAIL SYSTEMS TO SUIT YOUR PROJECT NEEDS, VISIT:
[PGHBRICKS.COM.AU](https://pghbricks.com.au) FOR MORE INFORMATION.



 **Corium**

PGH BRICK FACINGS

Achieve the real brick look internally, without the weight and space limitations. The PGH brick facing range can help you achieve an on-trend look to internal walls or flooring.



PGH FACINGS RANGE



MANHATTAN: CHELSEA



MANHATTAN: EAST HAMPTON



MANHATTAN: TRIBECA



MORADA: NERO STANDARD



MORADA: NERO LINEAR



MORADA: BLANCO LINEAR



MORADA: BLANCO STANDARD

CHOOSING YOUR BRICK

Bricks are strong, durable and a popular choice for new home builders and renovators.

With such a broad range of great options available, choosing bricks may seem overwhelming. Here are our top tips to guide you in confidently choosing the right brick for your home.



MORADA: BLANCO LINEAR

1 Style of your house

The material that your house is built from also forms the foundation (literally) of its aesthetic appeal. The colour, shape, size and texture of the bricks you choose will influence the overall look and feel of your house. Before you make your final decision, it's worth gathering ideas online, from display homes, websites and magazines. When renovating, consider how new bricks will appear alongside existing materials.

Many homeowners find it helpful to pull together a "mood board" of images of the styles of homes they are drawn to. Simply save images (either physically or digitally) of favourite buildings, bricks, trims and even interior ideas. As your mood board develops, it will often become apparent which style of home best suits your aesthetic and lifestyle.

Need a bit of help getting started? Take the PGH Bricks Style Quiz and immerse yourself in the creative process of design and building and sharpen your focus. Whichever your preference, bricks are the perfect building material for creating your ideal home, and our nine exterior and interior palettes will inspire you to have confidence and find happiness in your build journey.

TAKE OUR QUIZ & DISCOVER YOUR STYLE
PGHBRICKS.COM.AU/STYLEQUIZ

2 Consider your location

Bricks are graded to suit different environmental conditions. The location of your home will determine which grade you need. If you live near the coast or have high-saline soil, you may benefit from exposure grade bricks (EXP)* which have heightened resistance to salt attack. General purpose (GP) grade bricks are suited to all other building types and locations. Talk to your builder about any special environmental conditions you should be aware of.



3 How does it look

COLOUR & TEXTURE

One of the big current trends in exteriors, textural elements can add character, charm and individuality to a home. Brick textures range from a smooth finish, which has a consistent surface and ceramic-like appearance with straight edges, to a more artisan-style effect, with a dragged or ripped appearance for a weathered look.

You can even get glazed bricks that have a shiny ceramic tile look for feature walls (perfect for the mid-century design trend) or beautiful Crafted Sandstocks bricks that give a home an authentic raw beauty that no other material can achieve.

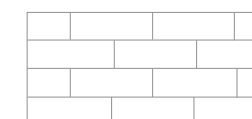
SIZE

Bricks are also available in a range of dimensions. Decisions about size may depend on factors such as the proportions of the house, the purpose of the bricks and the visual effect you need.

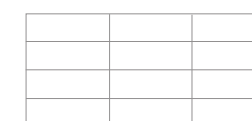
4 How does it stack up

A bond is a pattern in which bricks are laid. The most commonly used bond is Stretcher bond, which consists of courses of full bricks where every course is offset half a brick from the course below. Stacked and Flemish are also popular bonds that can achieve alternative looks, or get creative with hit-and-miss brickwork to achieve screening and allow natural light to shine through your space.

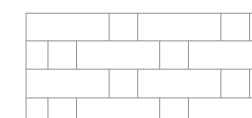
STRETCHER BOND



STACKED BOND



FLEMISH BOND



5 What holds it together

MORTAR COLOURS

An off-white mortar between darker coloured bricks will add contrast and highlight the shape of each brick, making the bricks the hero. However, matching the colour of the mortar with that of the brick will soften the brickwork and present a unified appearance. This is especially common with the use of lighter shades of bricks.

MORTAR JOINT FINISH

With the mortar joint, you can choose a round ironed, flush or struck finish, depending on whether you want to highlight or soften the effect of the brickwork. For instance, a raked joint will create shadowing for contrast and interest. A flush joint will minimise shadow with a flat, streamlined look.

VISIT OUR WEBSITE TO VIEW OUR EXTENSIVE COLLECTION OF PRODUCTS AND EXPLORE OUR BRICK STYLES AND INSPIRATION GALLERIES
PGHBRICKS.COM.AU/STYLES

TO LOCATE YOUR NEAREST SELECTION CENTRE VISIT PGHBRICKS.COM.AU/BRICK-DISPLAYS

THE BLOCK 2019 PALETTE



COASTAL HAMPTONS: CREVOLE



MANHATTAN: TRIBECA



METALLICS: BLUE STEEL FLASH



MORADA: BLANCO LINEAR



MORADA: NERO



DRY PRESSED: MOWBRAY BLUE



DRY PRESSED - PAINTED COMMON



METALLIC: PEWTER



CULTURED STONE: PALISADES
ANCIENT VILLA LEDGESTONE

For further inspiration and information on the PGH Bricks range
or for more information on THE BLOCK 2019
Phone: 13 15 79 | pghbricks.com.au



Variations in colour, texture, and size are natural characteristics of clay products & production variations can occur from batch to batch. Whilst every effort is made to provide samples, brochures & displays consistent with products delivered to site, they should be viewed as a guide only.