

Get the look.

The Block 2020.

Discover how you can recreate some of your favourite looks from the show using the versatile beauty and natural strength of brick!



Get the look from The Block with PGH Bricks

This season of The Block was different from any other that we'd seen before. With the building site located in the sunny bayside suburb of Brighton in Melbourne, each team was allocated a different period home to transform in keeping with its original heritage style.

With the homes ranging from 1910s Australian Federation all the way to the Mid-Century Modernity of the 1950s, this season of The Block showcased how truly flexible and versatile brick is when it comes to designing for any style.


Contents

Introduction.	02
Key themes	04
Styles	06
Meet the teams.	08
Our tips for choosing a brick.	18

 Where you see this symbol, click for more information.




Jimmy & Tam's Master Bedroom.
Organic White, Dry Pressed Architectural.
Bond pattern: Stretcher.
Mortar: Off White. Joint: Round / Ironed.



Sarah & George's Back Garden.
Pewter, Metallic.
Bond pattern: Stretcher.
Mortar: Grey. Joint: Raked.



Daniel & Jade's Front Garden.
Antique Chisholm Pavers, Sandstocks.



Luke & Jasmin's Back Garden.
Nero Linear, Morada.
Bond pattern: Stretcher.
Mortar: Grey. Joint: Raked.




Jimmy & Tam's Living & Dining.
Blanco Splits - Facings, Morada.
Bond pattern: Stacked.
Mortar: Grey. Joint: Raked.




Sarah & George's Brick Fencing. McGarvie Red & Organic White, Dry Pressed Architectural.
Bond patterns: Soldier Course Headers / Stretcher / Contrasting Colour Brick Feature. Mortar: Off-White. Joint: Round / Ironed.

Brick Fencing


All five teams on The Block this season chose to use PGH Bricks for their front garden fencing, ensuring their home's unique heritage could be seen right from the moment you walk up to the property. By combining a variety of bricklaying patterns with different colours, combinations and textures, each team showcased the timeless style and authenticity of genuine brick.



Jimmy & Tam's Brick Fencing. Organic White, Dry Pressed Architectural.
Bond patterns: Soldier Course Headers / Stack Bond / Solid Brick Wall to Rear Leaf & Hit and Miss Brickwork.
Mortar: Off-White. Joint: Round / Ironed.



Harry & Tash's Brick Fencing. Megalong Valley Grey, Dry Pressed Architectural.
Bond pattern: Soldier Course / Corbel Stack / Dog Tooth Brickwork / Stack Bond Piers.
Mortar: Off-White. Joint: Round / Ironed.



Daniel & Jade's Brick Fencing. Gledswood Blend & Balmerino Blend, Dry Pressed Architectural.
Bond patterns: Soldier Course Headers / Capping Bricks - Bullnose / Flemish Bond with Protruding Bricks.
Mortar: Off-White. Joint: Round / Ironed.

Key themes

A timeless and always modern building option, brick blends beauty, form, and function, having the unique ability to meet any design aesthetic - from classical, right through to contemporary. We loved how the teams on The Block this year used the colour, strength and texture of brick in different aspects of their builds, bringing their homes to life!

Not sure which brick is right for you? Just search 'PGH Colour Consultation Hub' and you'll find plenty of helpful tools to guide you.

Interior and exterior flow

Using brick allows you to create seamless design flows between indoor and outdoor spaces, creating cohesive areas that perfectly mesh with the quintessential Australian lifestyle.

On this season of The Block, Jimmy and Tam chose to create their bedroom fireplace from the same brick as their front fence and facade (Organic White from the Dry Pressed Architectural range), and their living room fireplace matched with their outdoor area bricks (Blanco Splits facings from the Morada range). This created a beautiful textural flow throughout the property as the team embraced their 1950s heritage style.



Jimmy & Tam's Living & Dining. Blanco Splits - Facings, Morada.
Bond pattern: Stacked. Mortar: Grey. Joint: Raked.



Jimmy & Tam's Back Garden. Organic White, Dry Pressed Architectural.
Bond pattern: Stretcher. Mortar: Off White. Joint: Raked.

Blending heritage and modern styles

Choosing to use brick allows you to create truly timeless interiors and exteriors that can seamlessly span across every style period. In this season of The Block, Sarah and George used a bespoke brick blend to create an 'industrial chic' style front facade, bringing their 1940s home right into 2020!

Brick can also be used to create a variety of interesting architectural features, such as Harry and Tash's stunning curved archway for their Art Deco 1920s Spanish mission house. Brick facings can also be used to create unique and gorgeously textured flooring patterns.



Sarah & George's Facade. The Reservoir, Blend.
Bond pattern: Stretcher. Mortar: Natural. Joint: Flush.



Sarah & George's Back Garden. The Reservoir, Blend.
Bond pattern: Stretcher. Mortar: Natural. Joint: Flush.

Alfresco living spaces

The possibilities with brick are infinite, and definitely don't have to stick to the conventional walls, floors and paths. Sarah and George from House 2 continued their unique and bespoke brick blend into their back garden and used brick to create an alfresco living space - the perfect setup for outdoor dining! A space like this makes entertaining and getting the family together easy.

Take the Styles Quiz

Do you find calm in the warmth and strength of earthy tones, or do you prefer fresh colours that emphasise the natural light?

Understanding your own style is an important step when choosing building materials for your new home.

Start your design and building journey with PGH Bricks and see which one of the below styles is perfect for you.

[Click here to take the PGH Styles Quiz.](#)


Sophisticated Neutrals

The inherent capability of neutrals allows this style to suit a wide range of homes and lifestyles, and is popular with those looking for an understated, restrained and sophisticated palette. Imparting calm and serenity, Jimmy and Tam embraced the Sophisticated Neutrals style for their brick choices in their house's exterior and their interior fireplaces.




Dark & Stormy

Capturing a vast spectrum of dusky moody shades, Dark & Stormy is a popular style with the ability to enliven any home and impart polish to both interiors and exteriors for a dramatic impact. Deluxe and sumptuous, Dark & Stormy is the perfect fit for an array of leading-edge architectural and interior styles.



Warm Earth

Warm Earth is a deeply coloured, earthy trend where notes of spice, pinks, clays and reds are abundant. The beauty of Warm Earth lies in its combinations of earthy and modern interpretations, making it both stylish and practical. Luke and Jasmin's front fence embraced a Warm Earth colour style using the Black Beauty and Hawkesbury Bronze bricks from our Dry Pressed Architectural range.



Coastal Hamptons

Coastal Hamptons conveys relaxed, welcoming style, showcasing the colours of the Australian coast and beach. Light, bright and whitewashed with a sophisticated beachy vibe, Coastal Hamptons is a trend that can be minimal or layered, clean or crisp, softer and relaxed.



Grey all the Way

Popular for its cool simplicity, quiet style and infinite possibilities, Grey All the Way is the go-to palette for beautiful and discerning homes with long-term chic appeal. Calm, warm and subtle, grey is as at home in a classic setting as it is in a modern one. Grey all the way is a trend with longevity that is easy to apply.



Luxury Noir

Luxury Noir is a style statement that takes dark glamour to the highest level. It's strong and luxurious, maximising the unique beauty of exclusive new designer finishes. Celebrating the alchemy and individuality that only a truly opulent design palette can provide, Luxury Noir is dark and dramatic with a range of black, brass, cream and gold tones.



Industrial Chic

With its combination of authentic age-old materials and statement-making metals, Industrial Chic creates a unique palette that is brazen, gritty and modern. Sarah and George particularly embraced this style on their Block build, creating a bespoke combination of brick for their heritage facade.




Fresh Naturals

Inspired by the beauty of nature, Fresh Naturals has a connected, understated style that brings authentic finishes and colours to any environment. Fresh Naturals embraces the sustainable and eco-friendly, creating harmonious and authentic homes with a focus on sanctuary, calm and wellbeing with shades of green, soft browns, sand and bronze.



Painted Brick

Painted Brick goes far beyond the New York loft style, to now be the new chameleon of fashion's cutting edge frontier. Anything is possible when adventurous colour is applied to the textural background of brick! The authenticity of painted brick celebrates the glory of artisans gone by, whilst adding modern practicalities and strong design elements to any build.





House 1. The Kew.

Harry & Tash

Harry and Tash are The Block's first ever father/daughter duo, and they haven't had to come far for their stint on the show - the family home is in the next suburb over from Brighton! The duo spent the season working on their Art Deco 1920's Spanish Mission house 'The Kew'.

Styles used:


-  Fresh Naturals.
-  Luxury Noir.



Megalong Valley Grey, Dry Pressed Architectural.
Bond patterns: Soldier Course / Corbel Stack / Dog Tooth Brickwork / Stack Bond Piers. Mortar: Off-White. Joint: Round / Ironed.



Pewter, Metallic
Bond patterns: Stacked & Stretcher.
Mortar: Off-White. Joint: Raked.



Blanco, Morada
Bond patterns: Stacked & Stretcher.
Mortar: Off-White. Joint: Raked.

“I love that arch!”

Darren Palmer




Featured Bricks:


Megalong Valley Grey
Dry Pressed Architectural Range



Blanco
Morada



Pewter
Metallic



Get the look with these products:

Mineral
Smooth



Emerald
Horizon



Warmed Stone
Pure Velvets



Moondust
Naturals



Crinkled White
Pure Velvets



Crevole
Coastal Hamptons



Frost
Naturals



Silica
Foundations



Titanium
Metallic



Nero
Morada



Mercury
Metallic



Espresso
Alfresco






Scarborough Weatherboards are used on the exterior of Harry & Tash's house.

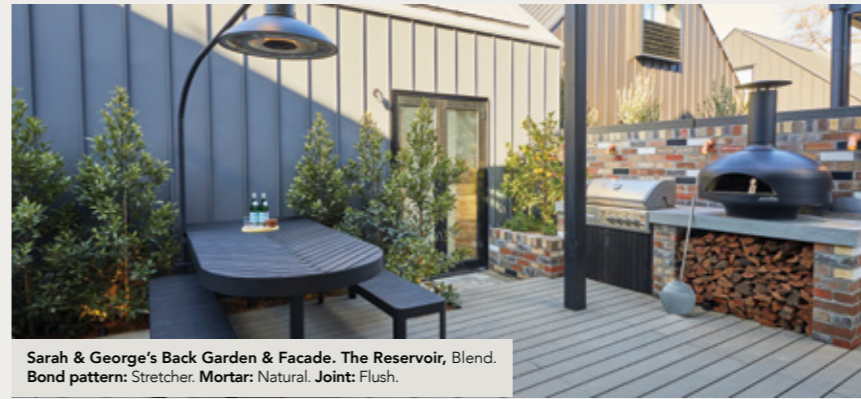
House 2. The Reservoir.

Sarah & George

Sarah and George are the married couple from Western Sydney who are full of positivity! George is an electrician and has renovated two homes, and the couple has been busy getting to work in renovating their 1940s Inter-War style home 'The Reservoir'.

Style used:

 Industrial Chic.



Sarah & George's Back Garden & Facade. The Reservoir, Blend.
Bond pattern: Stretcher. Mortar: Natural. Joint: Flush.

“The blend of the bricks really gave us a recycled look. It’s a really good blend that you can put anywhere in the landscape.”

Dave Franklin




Sarah & George's Brick Fencing.
McGarvie Red & Organic White, Dry Pressed Architectural.
Bond patterns: Soldier Course Headers / Stretcher / Contrasting Colour Brick Feature.
Mortar: Off-White. Joint: Round / Ironed.

Featured Bricks:

McGarvie Red
Dry Pressed Architectural Range




Organic White
Dry Pressed Architectural




Get the look with these products:


Adelaide Red
Smooth




Red
Smooth



Rojo
Morada



Red
Velour



Crinkled White
Pure Velvets



Crevole
Coastal Hamptons



Frost
Naturals



Blanco
Morada



Sarah & George's Unique Reservoir Blend Facade:

Chelsea
70%




East Hampton
10%



Tribeca
10%



Brooklyn
5%



Nobel (Glazed)
2.5%



Sea Salt (Glazed)
2.5%





Headland Weatherboards are used on the exterior of Sarah & George's house.

House 3. The Mayfield.

Daniel & Jade

Daniel and Jade are the farming couple from 250 kilometres north of Adelaide, and they've made four attempts to get on The Block! They spent the season busy getting their hands dirty working on their 1930s Californian Bungalow 'The Mayfield'.


Style used:

i Dark & Stormy.



Featured Bricks:


Gledswood Blend
Dry Pressed Architectural Range



Balmerino Blend
Dry Pressed Architectural Range




Antique Chisholm
Sandstocks




Get the look with these products:

Nickel Flash
Metallic



Eaglemont
Distinctly Melbourne



Mystique
Origin



BlackAsh
Urban Essence



i CEMINTEL

Balmoral Weatherboards are used on the exterior of Daniel & Jade's house.



House 4. The Summerhill.

Luke & Jasmin

Luke and Jasmin are the duo from Perth who think they might have the perfect mix of skills to be the first couple from Western Australia to win The Block!

They've managed to beautifully blend their love of contemporary, coastal style with the heritage features of their 1910s Federation house 'The Summerhill'.

Styles used:

-  Luxury Noir.
-  Painted Brick.
-  Warm Earth.



Luke & Jasmin's Back Garden. Nero Linear, Morada. Bond pattern: Stretcher. Mortar: Grey. Joint: Raked.



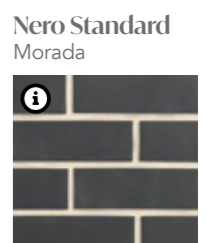

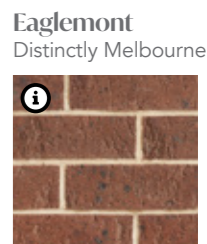




Luke & Jasmin's Brick Fencing. Black Beauty & Hawkesbury Bronze, Dry Pressed Architectural. Bond pattern: Stretcher Bond Wall & Piers. Mortar: Off-White. Joint: Round / Ironed.



Featured Bricks:



Get the look with these products:




Scarborough Weatherboards are used on the exterior of Luke & Jasmin's house.

House 5. The Junction.

Jimmy & Tam

Jimmy and Tam are the married battlers from Brisbane and gave their build on The Block an amazing crack, with the aim of giving their young daughter a better life. They were busy constructing their 1950's Mid-Century Modern build 'The Junction', and were coined by Scotty as the 'juggernaut' team after their many successful room reveals.

Style used:

 Sophisticated Neutrals.



Jimmy & Tam's Brick Fencing. Organic White, Dry Pressed Architectural.
Bond patterns: Soldier Course Headers / Stack Bond / Solid Brick Wall to Rear Leaf & Hit and Miss Brickwork. Mortar: Off-White. Joint: Round / Ironed.



Jimmy & Tam's Living & Dining. Blanco Splits - Facings, Morada. Bond pattern: Stacked. Mortar: Grey. Joint: Raked.



Jimmy & Tam's Back Garden. Organic White, Dry Pressed Architectural.
Bond pattern: Stretcher. Mortar: Off White. Joint: Raked.

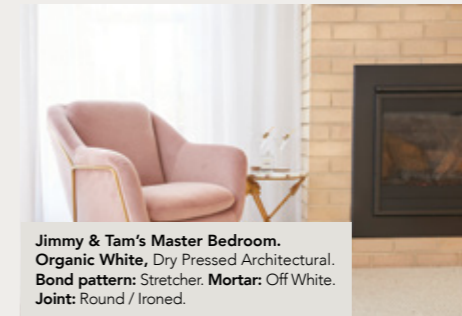


Jimmy & Tam's Front Garden. Organic White, Dry Pressed Architectural.
Bond pattern: Stacked & Stretcher. Mortar: Off White. Joint: Raked.



“That fireplace is my favourite thing in the whole house. I love it!”

Tam, House 5.




Jimmy & Tam's Master Bedroom. Organic White, Dry Pressed Architectural.
Bond pattern: Stretcher. Mortar: Off White. Joint: Round / Ironed.

Featured Bricks:

Organic White
Dry Pressed Architectural



Blanco Splits
Morada



Get the look with these products:

Crinkled White
Pure Velvets




Blanco Standard
Morada




Crevole
Coastal Hamptons



Whispering White
Pure Velvets



Frost
Naturals



Nougat
Connoisseur





Balmoral Weatherboards & Edge Cladding are used on the exterior of Jimmy & Tam's house.



Choosing your brick

Bricks are strong, durable and a popular choice for new home builders and renovators.

With such a broad range of great options available, choosing bricks may seem overwhelming. Here are our top tips to guide you in confidently choosing the right brick for your home.

1 Style of your house

The material that your house is built from also forms the foundation (literally) of its aesthetic appeal. The colour, shape, size and texture of the bricks you choose will influence the overall look and feel of your house. Before you make your final decision, it's worth gathering ideas online, from display homes, websites and magazines. When renovating, consider how new bricks will appear alongside existing materials.

Many homeowners find it helpful to pull together a 'mood board' of images of the styles of homes they are drawn to. Simply save images (either physically or digitally) of favourite buildings, bricks, trims and even interior ideas. As your mood board develops, it will often become apparent which style of home best suits your aesthetic and lifestyle.

Need a bit of help getting started? Take the PGH Bricks Style Quiz and immerse yourself in the creative process of design and building and sharpen your focus. Whichever your preference, bricks are the perfect building material for creating your ideal home, and our nine exterior and interior palettes will inspire you to have confidence and find happiness in your build journey.



Blanco Linear, Morada.



Hawkesbury Bronze, Dry Pressed Architectural.

2 Consider your location

Bricks are graded to suit different environmental conditions. The location of your home will determine which grade you need. If you live near the coast or have high-saline soil, you may benefit from exposure grade bricks (EXP)* which have heightened resistance to salt attack. General purpose (GP) grade bricks are suited to all other building types and locations. Talk to your builder about any special environmental conditions you should be aware of.

3 How does it look

Colour & Texture

One of the big current trends in exteriors, textural elements can add character, charm and individuality to a home. Brick textures range from a smooth finish, which has a consistent surface and ceramic-like appearance with straight edges, to a more artisan style effect, with a dragged or ripped appearance for a weathered look.

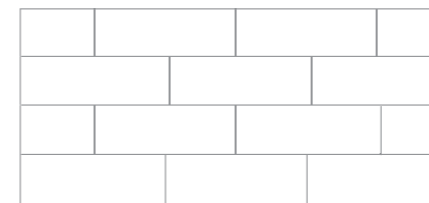
Size

Bricks are also available in a range of dimensions. Decisions about size may depend on factors such as the proportions of the house, the purpose of the bricks and the visual effect you need.

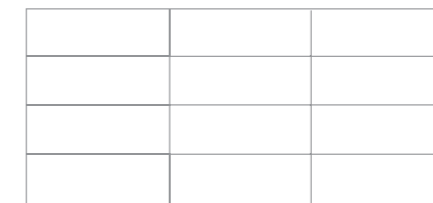
4 How does it stack up

A bond is a pattern in which bricks are laid. The most commonly used bond is Stretcher bond, which consists of courses of full bricks where every course is offset half a brick from the course below. Stacked and Flemish are also popular bonds that can achieve alternative looks, or get creative with hit-and-miss brickwork to achieve screening and allow natural light to shine through your space.

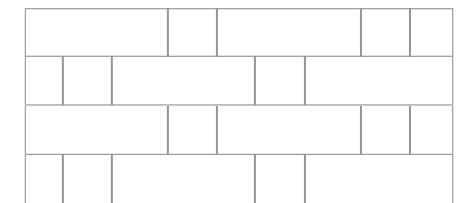
Stretcher Bond



Stacked Bond



Flemish Bond



5 What holds it together

Mortar Colours

An off-white mortar between darker coloured bricks will add contrast and highlight the shape of each brick, making the bricks the hero. However, matching the colour of the mortar with that of the brick will soften the brickwork and present a unified appearance. This is especially common with the use of lighter shades of bricks.

Mortar Joint Finish

With the mortar joint, you can choose a round ironed, flush or struck finish, depending on whether you want to highlight or soften the effect of the brickwork. For instance, a raked joint will create shadowing for contrast and interest. A flush joint will minimise shadow with a flat, streamlined look.


*Exposure Grade (EXP) – the product is suitable for a severe marine or saline environment. Exposure Grade bricks are less susceptible to salt attack. A severe marine environment is defined as: up to 1km from a surf coast or up to 100m from a non-surf coast.



Explore the hub

For design inspiration from The Block and beyond, don't forget to check out our hub! You'll find lots of great tools and guides that will help you on your journey, such as the Visualiser, Styles Quiz and Colour Consultation hub.

Click here or visit pghbricks.com.au/theblock.



Scan the QR code to find out more about the bricks featured on The Block 2020.

We love to see how you use PGH bricks! Follow us on social and tag your project using #MyPGHBrickHouse

     @pghbricks